

LESSON 1

1. Skills Development

Ø Nội dung bài học:

- Hát bài hát bắt hủ của K4: *Good Morning Boys And Girls*

Ü *Good morning boys and girls.*

Ü *Good morning boys and girls.*

Ü *I'm so glad you came to school.*

Ü *Good morning boys and girls.*

Ü *Good morning Mrs Stewart.*

Ü *Good morning Mrs. Stewart.*

Ü *I'm so glad you came to school.*

Ü *Good morning Mrs. Stewart.*

- Cô tập cho các con quen các hiệu lệnh trong giờ học

When I say "Class Stand", I want everybody to stand with me

When I stand up. I stand up right in front of my chair

Hát bài *This Is The Way* (phiên bản Stand up)

Ü *This is the way we stand up tall*

Ü *Stand up tall - stand up tall*

Ü *This is the way we stand up tall*

Ü *So early in the morning*

Be Seated (ngồi xuống)

Hát bài *This Is The Way* (phiên bản Sit down)

Ü *This is the way we sit up tall*

Ü *Sit up tall - Sit up tall*

Ü *This is the way we sit up tall*

Ü *So early in the morning*

Stand behind your chair (đứng phía sau ghế)

Stand beside your chair (đứng bên cạnh ghế)

Stand in front of your chair (đứng trước ghế)

- Cô chỉ định số của các table. Con thuộc biên chế table 2

Sometimes Mrs Stewart is going to call on you by by our class and the whole class will stand (nếu cô nói Class Stand thì cả lớp đứng)

Sometimes I will say boys stand or girls stand thì boys hoặc girls watching cũng Stand theo

Sometimes I'm gonna call you by table. Boys and girls watching, you will always be table two (như vậy các con thuộc biên chế table 2. Mặc dù vậy mẹ có thể linh động cho con chọn table nếu con đề xuất)

Sau khi định table cô sẽ thử cho các bạn đứng lên theo table

- Cô nhắc nhở nếu đi bathroom xong thì phải Wash hands

After we go to the bathroom, what is the important thing that we should do? - we should wash our hands

Let's pretend (giờ làm giả vờ nhé)

Ü *Get some soap*

Ü *Scrub your hands*

Ü *Rinse them under the water*

Ü *Grab a paper towel*

Ü *Dry them off*

Ü *throw the napkin in the trash can*

Hát bài This Is The Way (phiên bản Wash our hands)

Ü *This is the way we wash our hands*

Ü *wash our hands - wash our hands*

Ü *This is the way we wash our hands*

Ü *So early in the morning*

2. Phonics

Ø Mục tiêu bài học

Ù Nhận diện letter Uu

Ø Chuẩn bị:

Ù Letter Picture Flashcards I, i

Ù Alphabet Flashcards Ii

Ø Nội dung bài học

1. Khởi động

- Cô giới thiệu Amber Lamb

This is Amber Lamb

Can you say good morning Amber Lamb?

- Cô giới thiệu bảng chữ cái (the alphabet)

This is called the alphabet

- Hát bài hát về Amber Lamb

Amber Lamb has come to school, come to school, come to school

Amber Lamb has come to school to bring us our new letters

2. Cô dạy về letter Ii

- Cô giới thiệu về letter Ii

Capital I: He has a great big stick with a great big hat and great big shoes

His name is capital I.

Mẹ cho con đứng lên và mô phỏng capital I giống cô

Little i: when we make little i, we're gonna squat down and we're gonna put a little dot on our head

Mẹ cho con đứng lên và mô phỏng little i giống cô

- Cô cho các bé nhận diện capital I và little i

This is capital I. Capital I has a stick on the top and a stick on the bottom which reminds us of our tall hat and our big shoes

- Cô tập cho các bé tập trung nghe và làm theo hiệu lệnh của cô:

Ù *Eyes On The Ceiling* (nhìn lên trần nhà)

Ù *Eyes On The Floor* (nhìn xuống nền nhà)

Ü *Eyes On Mrs Stewart (nhìn cô)*

- Cô kiểm tra xem các bé đã nhận diện được capital I và little i bằng cách tráo 2 thẻ đó và kêu các bé đọc lớn

- Cô dạy các bé về âm của letters

What does a doggy say? – woof woof woof

What does the kitty cat say? – meow meow meow

What does a frog say? – ribbit ribbit ribbit

Those animals have sounds, letters have sounds, too

- Cô đọc câu (sentence) về letter Ii

Capital I. Little i. Ii says i as in inchworm. I says i i i

- Cô mời các table đứng lên đọc, đa số các bé đọc không được nên mẹ cũng đừng hấp tấp mà yêu cầu con phải đọc được liền ngay trong ngày học đầu tiên.

- Cô tập cho các bé tư thế ngồi học khi nghe cô giảng bài:

Ü *Show me your twinkle stars*

Ü *Put them on your head*

Ü *On your shoulders*

Ü *Right here in your lap*

- Cô đọc bài thơ “Itchy Inchworm”

You bump and you bump as you crawl across the ground

I giggle as you wiggle and you wriggle all around.

I like to watch you pinch, then you stretch, and you squirm.

You’re a funny little caterpillar, Itchy Inchworm!

- Cô cho các bé nhận diện lại capital I và little i

Who is this one? – capital I

- Cô dạy lại về sound (âm)

This time I’m gonna ask you. What sound does this make? – i i i

- Tìm letter Ii trên bảng chữ cái của cô.

When you see capital I and little i, you get to stand up super fast

Capital I. Little i. Ii says i as in inchworm. I says i i i

- Đọc lại bài thơ “Itchy Inchworm”

3. Writing (cursive)

Bắt đầu học từ Lesson 6

4. Activity Time

Ø **Chuẩn bị:** sách Readiness Skill K4, tr. 1

Ø **Nội dung bài học:**

Mở đầu video cô sẽ ôn lại 1 số màu sắc.

Class stand. Turn your chairs into the table

Mẹ phát Readiness Skill K4, tr. 1 cho con

My paper is slanted (cô nhắc là giấy của cô để nghiêng nè, con cũng nghiêng giấy giống cô nhé)

Take out your crayon box and put it on your house (giờ con lấy hộp bút màu ra và để phía trên cái nhà của cái nametag?)

This paper is a school bus and it's outlined in yellow. That means I'm going to use my yellow crayon.

Ü *Eyes on the ceiling*

Ü *Eyes on your school bus*

Ü *Eyes on me*

This is my helper hand (ý cô nói bàn tay trái)

I'm going to hold my paper (ý cô nói các con đặt bàn tay trái lên 1 góc của tờ giấy)

Đang tô màu thì cô dừng lại nói: *This is my thumb (đây là ngón cái của cô nè)*

This is daddy. Daddy says "Buckle Up"

This is mommy (ngón trỏ). Mommy says "I love you"

Giờ cô pinch ngón trỏ và ngón cái lại, và 3 ngón tay còn lại là những đứa babies.

These are the babies. They say "I will obey"

Take out your yellow crayon (giờ các con lấy yellow crayon ra nào)

5. Numbers

Bắt đầu học từ Lesson 6

6. Phonics Review

Bắt đầu học từ Lesson 6

7. Language Enrichment

Nếu mẹ chơi lớn, có thể thổi vài quả bong bóng với các màu khác nhau. Bắt buộc phải có màu red và yellow. Con cũng sẽ lên đập bể bong bóng giống các bạn trong lớp. Bong bóng của con là hàng real, của các bạn là hàng fake.

Ø **Nội dung bài học:** ôn lại về Red và Yellow.

God made wonderful things that are yellow.

Something that God put in the sky, during the day that is yellow? - sunshine

There's a fruit that God made that yellow that grows on trees? - a lemon

What color is it? – red

God made wonderful things that are red. - Apple, strawberry

Can you think of something red that God made? – flower

What kind of flowers do you like? - rose

This is Mr. Clown

Can you come and pop the yellow balloon for us? (ý cô nói là lên bảng đập vào quả bóng yellow)

Come and find the red balloon for me?

LESSON 2

1. Skills Development

Ø **Mục tiêu:** Nghe cô kể truyện

Ø **Nội dung bài học:** Story

- *I have a story for you. Amber Lamb is going to come to school today (hôm nay cô kể truyện cho con nghe nhé. Chuyện về Amber Lamb đi học ngày đầu tiên ấy)*

Listen to the story as I read you about Amber. She's going to meet her new teacher

- Nội dung story

Amber Meets Her Teacher

"Amber! Amber!" called her mother, "Time to get up for the first day of preschool."

Amber Lamb popped out of bed. "Yeah!" she said.

Amber and Mother had talked about going to preschool for several weeks. The day was finally here! Amber was so excited!

She took off her pajamas, put on her dress, straightened her bed, and was ready for breakfast.

"Wow," said Mother. "You were quick as a bunny this morning." Amber thanked God for her food. Then she ate her breakfast and brushed her teeth.

"Is it time yet, Mother?" she asked.

"In a few minutes," her mother said. Amber sat on the chair looking at a book while her mother finished getting ready.

Off they went toward the school, singing their song, Amber's going to preschool today, preschool today, preschool today. As Amber got closer her walk became slower.

"What's wrong?" asked her mother.

"I'm not as excited now," said Amber. I'm a little scared.

"It will be all right," said Mother. "As soon as I finish work, I will be there to pick you up."

"Look, Amber!" said Mother. "Your teacher is waiting for you."

Amber looked, and there was Mrs. Penguin, her teacher, smiling and waving at her. Amber couldn't help smiling back. How happy her teacher looked! How friendly she seemed to be! Amber looked up at her mother and said, "I think I'm going to like preschool."

Amber's mother turned to leave. She had a smile on her face, and she was softly humming, "Amber is a little lamb, little lamb, little lamb. Amber is a little lamb. As dear as she could be."

2. Phonics

Ø Mục tiêu bài học

Ù Nhận diện letter Uu

Ø Chuẩn bị:

Ù Mẹ kiếm đâu được 1 con sâu siêu cute thì ngon. Ở mốc thời gian 05:23, nếu các bạn trong video đọc được câu “Capital I. Little i. Ii says i as in inchworm. I says i i i” thì sẽ được pet (nựng) con sâu

Ù Letter Picture Flashcards I, i

Ù Alphabet Flashcards Ii

Ø Nội dung bài học

1. Khởi động

- Đọc bài thơ “Itchy Inchworm” (đọc bài thơ 2 lần. Ngày nào cũng đọc nên mẹ không cần căng thẳng và không ép con thuộc liền)

You bump and you bump as you crawl across the ground

I giggle as you wiggle and you wriggle all around.

I like to watch you pinch, then you stretch, and you squirm.

You're a funny little caterpillar, Itchy Inchworm!

2. Cô ôn lại về letter Ii (học ôn đi ôn lại nên mẹ không ép con thuộc liền nhé)

- Cô cho nhận diện capital I

What is this letter? – capital I

Class stand. Show me capital I. What is he wearing? (cả lớp đứng lên và cho cô thấy capital I nào. Capital I đang đội gì nào?)

He's wearing his big hat (đang đội cái mũ rất to cô ơi)

He's wearing his big shoes (đang mang đôi giày bự nữa cô ạ)

- Cô cho nhận diện little i

What is this letter? – little i (mẹ thấy bé trong video chưa. Dân bản xứ còn chưa nhớ được bài học nữa hướng hồ dân việt xứ)

Little i is wearing his dot

- Ôn lại âm của letter Ii

Letters have names but they have sounds as well (cái chữ cái có tên, nhưng chúng cũng có âm nữa nhé bé ơi)

Capital I. Little i. Ii says i as in inchworm. I says i i i

- Cô mời các bạn lên đọc câu “Capital I. Little i. Ii says i as in inchworm. I says i i I”, nếu bạn nào đọc được thì sẽ được pet con inchworm

- Chơi game nào bé ơi

I'm looking for my capital I. Can you find me capital I (cô đang tìm capital I. Con có thể giúp cô tìm capital I không)

This is sign language for “yes” (nắm tay lại rồi lắc lên lắc xuống có nghĩa là Yes)

Nếu bạn nào tìm được capital I thì sẽ được đặt 1 bé boy hoặc girl vào trò chơi yêu thích trong cái park.)

How do I know that that is capital I? What is he wearing? - He's wearing his hat and his shoes

Nếu bạn nào tìm được little i thì sẽ được đặt 1 bé boy hoặc girl vào trò chơi yêu thích trong cái park.)

How do I know this is little i? – what does little i have? – he has a dot

3. Writing (cursive)

Bắt đầu học từ Lesson 6

4. Activity Time

Ø **Chuẩn bị:** sách Readiness Skill K4, tr. 3

Ø **Nội dung bài học:** học về màu Blue

1. Học màu Blue

What is that thing in the sky that sometimes God puts in the sky after it rains? - a rainbow

The rainbow is full of beautiful colors

What color is this? - blue

There's lots of things that God has made that is blue.

Can you think of something that is blue? - blueberries

What else did God make that's blue? - The blue bird. Flowers are blue

Today on our paper, we are going to color a bird and we're going to get to use our blue crayon

2. Class stand. Turn your chair into the table

- Mẹ phát Readiness Skill K4, tr. 3 cho con

Ü *Eyes on the ceiling*

Ü *Eyes on your blue bird*

Ü *Eyes on Mrs. Steward*

- *Take out your crayon box and put it on your house (giờ con lấy hộp bút màu ra và để phía trên cái nhà của cái nametag)*

- Cô chỉ cách cầm bút

Ü *What does daddy say? - buckle up*

Ü *What does mommy say? - I love you*

Ü *What do the babies say? - I will obey*

- *Take out your blue crayon (giờ các con lấy blue crayon ra nào)*

- *Blue crayon check (chuẩn bị sẵn sàng bút màu Blue nào)*

- *You may color your blue bird. Color right inside those blue lines (tô màu nào bé ơi)*

- *color so nice and neatly going back and forth (nhớ tô đường hoàng nhé. Tô tới tô lui nhé bé ơi)*

The blue birds, do they live in the sky or in the water? – in the sky

5. Numbers

Bắt đầu học từ Lesson 6

6. Phonics Review

Bắt đầu học từ Lesson 6

7. Language Enrichment

Ø **Chuẩn bị:** Lại mất tiền mua bong bóng các màu. Nhất định phải có vài quả màu Blue nhé. Ngoài ra nếu được thì mình cũng cho con mặc áo màu Blue khi học. Trong video sẽ có đoạn cô nói ai mặc áo màu blue thì xin mời Stand Up

Ø **Nội dung bài học:** Ôn lại màu Blue

- *Clappers Up (đưa 2 tay lên để chuẩn bị vỗ tay)*

- *Clappers Down (bỏ 2 tay xuống)*

- Hát bài Clap With Me

Ü *Clap with me*

Ü *One two three - clap clap clap*

Ü *Just like me*

Ü *Pound with me*

Ü *One two three - pound pound pound*

Ü *Just like me*

Ü *Rub with me*

Ü *One two three - rub rub rub*

Ü *Just like me*

Ü *Fold with me*

Ü *One two three - fold fold fold*

Ü *Just like me*

- Cô ôn lại màu Blue

What color is this bird that we have been coloring this morning? - it's blue

Do you see Mr Clown. He has a blue balloon

- Tiết mục đập bong bóng. Cô kêu 1 số bạn lên đập. Bong bóng của cô đập hoài không bể do là bong bóng pha-ke. Các mẹ tùy cơ ứng biến với con nhé. Có thể thổi vài quả blue để sẵn để con đập được nhiều lần.

Would you like to come and pop the blue balloon?

- Tiết mục ai mặc áo blue thì xin Stand Up

Some of you are wearing a blue shirt. If you have a blue shirt on Stand Up

- Tìm đồ vật màu Red, Yellow trên thẻ của cô trên bảng

I'm looking for something that is red.

Come find something that is red

Come find something that is yellow

Come find something that is blue

LESSON 3

1. Skills Development

Ø Nội dung bài học

- Hát bài hát bắt đầu của K4: Good Morning Boys And Girls

Ü *Good morning boys and girls.*
Ü *Good morning boys and girls.*
Ü *I'm so glad you came to school.*
Ü *Good morning boys and girls.*
Ü *Good morning Mrs Stewart.*
Ü *Good morning Mrs. Stewart.*
Ü *I'm so glad you came to school.*
Ü *Good morning Mrs. Stewart.*

- Cô giới thiệu Button Bear

This is Button Bear. Can you say "good morning Button Bear"

- Cô kể truyện

Mrs. Penguin rang the school bell and all the children ran to get into line. As Amber ran, she tripped over a root of a tree. Before she could even think about it, she felt someone touch her arm. She looked up, and there was a friendly little bear saying, "Are you OK?" He helped her up.

She brushed herself off and said, "Yes, thank you."

The little bear said, "We'd better hurry; the teacher rang the school bell again."

As Amber walked into the school, it was so bright and pretty. There were pictures on the wall, flowers in the window, and happy faces everywhere.

When Mother came to pick up Amber, she was having such a good time. She didn't want to go home.

"Amber," said Mother, "you'll get to come back tomorrow."

Amber smiled. She said goodbye to Mrs. Penguin. Mrs. Penguin gave her a great big hug and told her she would see her tomorrow.

Amber talked and talked to Mother on the way home.

“Mother,” she said. “See my knee. I fell this morning, but it doesn’t hurt any more. My new friend helped me up.”

“Who is your new friend?” asked Mother.

“His name is Button Bear,” said Amber, “and you know what? He sits at my table.”

“I’m very glad you made a new friend,” Mother said with a smile, “and that your knee is feeling better.” Amber smiled back at her mother and said, “I really like preschool!”

- Hát bài Twinkle Twinkle Little Star

Ü *Twinkle twinkle little star*

Ü *How I wonder what you are*

Ü *Up above the world so high*

Ü *Like a diamond in the sky*

Ü *Twinkle twinkle little star*

Ü *How I wonder what you are*

- Hát bài The Itsy Bitsy Spider

Ü *The itsy bitsy spider went up the water spout*

Ü *Down came the rain and washed the spider out*

Ü *Out came the sun that joined me right up all the rain*

Ü *And the itsy bitsy spider went up the spout again*

2. Phonics

Ø *Mục tiêu bài học*

Ü Nhận diện letter Ii

Ø *Chuẩn bị:*

Ü Letter Picture Flashcards I, i

Ü Alphabet Flashcards Ii

Ø *Nội dung bài học*

1. Khởi động

- Cô đọc bài thơ “Itchy Inchworm”

You bump and you bump as you crawl across the ground

I giggle as you wiggle and you wriggle all around.

I like to watch you pinch, then you stretch, and you squirm.

You're a funny little caterpillar, Itchy Inchworm!

- Cô giới thiệu vowel chart (quan trọng vì gặp suốt cả năm học)

This is called the vowel chart

Ü *A apple a a a*

Ü *E elephant e e e*

Ü *I inchworm i i i*

Ü *ostrich o o o*

Ü *U umbrella u u u*

Cô làm motion với cách đọc mỗi vowel, các con nhìn kỹ sau này bắt chước theo

- Hát “vowel song” (quan trọng)

Ü *A says a a*

Ü *E says e e*

Ü *I says i i i i*

Ü *says o o*

Ü *U says u u*

Ü *Now I say my vowels A E I O U*

- Hát bài Twinkle Twinkle Little Star

Ü *Twinkle twinkle little star*

Ü *How I wonder what you are*

Ü *Up above the world so high*

Ü *Like a diamond in the sky*

Ü *Twinkle twinkle little star*

Ü *How I wonder what you are*

2. Cô ôn lại về letter Ii

- Cô đọc câu (sentence) về letter Ii

Capital I. Little i. Ii says i as in inchworm. I says i i i

- Bé nào đọc được sentence về letter Ii thì cô cho lên bảng chơi game tương tác

- Hát “Vowel Song”

Ü *A says a a*

Ü *E says e e*

Ü *I says i i i i*

Ü *says o o*

Ü *U says u u*

Ü *Now I say my vowels A E I O U*

- Nhận diện capital I: he's wearing his hat and his big shoes

- Nhận diện âm của letter Ii:

What is the sound of this letter: i i i

- Nhận diện thẻ letter Ii có trộn lẫn thẻ hình con pig. Nếu thấy thẻ con pig thì đọc là oink oink oink

When you see the pig, you're gonna say oink oink oink

3. Writing (cursive)

Bắt đầu học từ Lesson 6

4. Activity Time

Ø **Chuẩn bị:** sách *Readiness Skill K4*, tr. 5

Ø **Nội dung bài học:** ôn lại màu *Black* và *Green*

We're going to use black today to color our rabbit

What color am I going to use for our basket? – green

I'm going to use the black crayon for my rabbit

I'm going to use the green crayon for my basket

What color is the grass? – green

What color are the leaves on the tree? - green

What color are frogs? - green

- Hát bài *Who Made the Color of the Rainbow*

Ü *Who made the colors of the rainbow*

Ü *God does God does*

Ü *Who made the colors of the rainbow*

Ü *God does God does*

Ü *He made the red and the yellow and the blue*

Ü *when he gives the Earth the bat he sends a rainbow too*

Ü *Who made the colors of the rainbow*

Ü *God does God does*

Ü *Who made the colors of the rainbow*

Ü *God does God does*

- *Turn your chairs quietly into the table*

Mẹ phát giấy và hộp bút màu cho con

- *Take out your crayon box and put it on your house*

- *Take out your black crayon.*

Black crayon check

Ü *What does daddy say? – buckle up*

Ü *What does mommy say? – I love you*

Ü *What does the baby say? – I will obey*

- *Begin. Color your rabbit*

Sau khi color con rabbit xong cô sẽ hướng dẫn tương tự với cái basket. Mẹ cố gắng cho con làm theo hiệu lệnh của cô nhé.

5. Numbers

Bắt đầu học từ Lesson 6

6. Phonics Review

Bắt đầu học từ Lesson 6

7. Language Enrichment

Ø *Mẹ chuẩn bị 1 số món đơn giản có nhiều màu sắc khác nhau*

Ø *Nội dung bài học: ôn lại về Red và Yellow.*

- Đọc bài Clap With Me

Ü *Clap with me*

Ü *One two three - clap clap clap*

Ü *Just like me*

Ü *Roll with me*

Ü *One two three – roll roll roll*

Ü *Just like me*

Ü *Rub with me*

Ü *One two three - rub rub rub*

Ü *Just like me*

Ü *Fold with me*

Ü *One two three - fold fold fold*

Ü *Just like me*

- Cô ôn lại các colors

What color is that star? – yellow

What color is that heart? – red

What color is this? – blue

What color is that bunny? – brown

What color is that tree? – green

Can you think of something that is red/ green/ red....?

- Đọc thơ

I'm learning my colors red yellow and blue

Green purple orange and black and brown too

God made the colors and the rainbow above

Our world full of colors

It's a gift of god's love

LESSON 4

1. Skills Development

Ø Nội dung bài học: Story

- Hát Open Shut Them Open Shut Them

Ü *Open shut them open shut them*

Ü *Give your hands one clap*

Ü *Open shut them open shut them*

Ü *Fold them in your lap*

What does a duck say? – quack quack quack

What does a pig say? – oink oink oink

What does a sheep say? – baa baa baa

What does a cow say? – moo moo moo

- Hát “Getting – up Song”

- Story: Amber’s Talk with Daddy

Amber went home and daddy asked her about her day. Maybe you did that too. Maybe your daddy picked you up today when you go home and you get to talk to daddy. You can say we had so much fun. We got to practice some fun things. We're learning how to be so big and walk down the hall. We're learning how to color so neatly and that's what Amber did. Amber shared her day with her daddy and Amber said “we're learning how to follow directions. We're learning how to listen to Mrs Penguin”. Are you learning how to listen to your teacher? are you being big in k4? are you following and obeying all the teacher’s instructions? if the teacher says sit up straight and tall, hands in your lap, bottom on your bottom, back on your back and your feet on the floor, do you keep it that way? are you being diligent? that's what Amber's learning to do. Amber's learning to work so hard and she said “ and we're singing so many fun things” when you go home today, you can tell your mommies and daddies how you got to sing the wake up in good morning song. You can tell mommies and daddies how you learned about creation and how God made the first man and the first woman.

And you can tell mommy and daddy all about your day and that's what Amber gets to do. Isn't it nice that we get to come to school and learn all kinds of fun things. I love learning and learning is fun. I hope you go home and share with your mommy and daddy about you. I hope you don't say I don't know what we did. I don't know, I took a nap. No. I hope you say we got to sing in our classroom we got to go outside and play at the park we get to do so much fun with Mrs Stewart. Learning in k4 is so much fun. I love to come to school and I hope you do too just like Amber loves to come to school.

2. Phonics

Ø Mục tiêu bài học

Nhận diện letter Ii

Ø Chuẩn bị:

Letter Picture Flashcards I, i

Alphabet Flashcards Ii

Ø Nội dung bài học

1. Khởi động

- Cô đọc bài thơ “The Wheels On The Bus”

Ü *The wheels on the bus go round and round*

Ü *Round and round - round and round*

Ü *The wheels on the bus go round and round*

Ü *All through the town*

Ü *The wipers on the bus go swish swish swish*

Ü *Swish swish swish swish swish swish*

Ü *The wipers on the bus go swish swish swish*

Ü *All through the town*

- Cô dạy đọc vowel chart (nhớ làm motion giống cô)

This is called the vowel chart

Ü *A apple a a a*

Ü *E elephant e e e*

Ü *I inchworm i i i*

Ü *O ostrich o o o*

Ü *U umbrella u u u*

- Hát “vowel song”

Ü *A says a a*

Ü *E says e e*

Ü *I says i i i i*

Ü *O says o o*

Ü *U says u u*

Ü *Now I say my vowels: A E I O U*

2. Cô ôn lại về letter Ii

- Cô đọc câu (sentence) về letter Ii

Capital I. Little i. Ii says i as in inchworm. I says i i i

- Hát “The People On The Bus”

The people on the bus go up and down

Up and down - up and down

The people on the bus go up and down

All through the town

The money on the bus goes clink clink clink

Clink clink clink - clink clink cling

The money on the bus goes clink clink cling

All through the town

- Ai đọc được sentence về Letter Ii thì được chơi game ăn ice-cream

- Hát bài The Itsy Bitsy Spider

Ü *The itsy bitsy spider went up the water spout*

Ü *Down came the rain and washed the spider out*

Ü *Out came the sun that joined me right up all the rain*

Ü *And the itsy bitsy spider went up the spout again*

- Cô thử xem đã có bạn nào tự đọc được vowel chart chưa

3. Writing (cursive)

Bắt đầu học từ lesson 6

4. Activity Time

Ø **Chuẩn bị:** sách *Readiness Skill K4*, tr. 7

Ø **Nội dung bài học:** ôn lại màu *Orange* và *Purple*

Do you see what our paper is today? - it has some yummy things on it

What kind of fruit is that? – a red apple

What color is that pear? – green

What color is that banana? – yellow

Today we're going to use our orange crayon

- Cô tô màu quả orange

When my orange crayon is done. Then I'm going to color another fruit

What color do my grapes look? – purple

I'm gonna color my grapes in purple

Class stand. Turn your chairs quietly into the table

Mẹ phát *Readiness Skill K4*, tr. 7 cho con và cố gắng tập cho con làm theo hướng dẫn của cô.

- *Take out your crayon box and put it on your house*

- *Orange crayon check*

Ü *What does daddy say? – buckle up*

Ü *What does mommy say? – I love you*

Ü *What does the baby say? – I will obey*

When you're done coloring all the orange in. your crayon goes where? – in your box.

And your hands go where? - in your lap

- *Purple crayon check*

Ü *What does daddy say? – buckle up*

Ü *What does mommy say? – I love you*

Ü *What does the baby say? – I will obey*

5. Numbers

Bắt đầu học từ lesson 6

6. Phonics Review

Bắt đầu học từ lesson 6

7. Language Enrichment

Ø *Mẹ chuẩn bị 1 số món đơn giản có nhiều màu sắc khác nhau*

Ø *Nội dung bài học: ôn lại về Red và Yellow.*

What are those things in the sky at night time, not the moon but the... - stars

What color are the stars? – yellow

- Hát bài Twinkle Twinkle Little Star

Ü *Twinkle twinkle little star*

Ü *How I wonder what you are*

Ü *Up above the world so high*

Ü *Like a diamond in the sky*

Ü *Twinkle twinkle little star*

Ü *How I wonder what you are*

- *In my basket right here are some crayons. I'm gonna hold up a crayon and I'm gonna pick some helpers to help me think about some things and look on my chart right here and find me something that matches my crayons*

Orange: can you find something on my chart right here that's orange? - carrot

Blue: can you come and find me something blue? – a bird

Purple: can you come and find me something purple? – flowers

Black: can you come and find me something black? – an ant

Orange: can you find something orange? – a gold fish

Can you come and find my favorite color? can you find something yellow? – a duck

Purple: can you come and find me something purple? – grapes

- Hát bài Who Made the Color of the Rainbow

Ü *Who made the colors of the rainbow*

Ü *God does God does*

Ü *Who made the colors of the rainbow*

Ü *God does God does*

Ü *He made the red and the yellow and the blue*

Ü *when he gives the Earth the bat he sends a rainbow too*

Ü *Who made the colors of the rainbow*

Ü *God does God does*

Ü *Who made the colors of the rainbow*

Ü *God does God does*

- *Đọc bài Clap With Me*

Ü *Clap with me*

Ü *One two three - clap clap clap*

Ü *Just like me*

Ü *Roll with me*

Ü *One two three – roll roll roll*

Ü *Just like me*

Ü *Rub with me*

Ü *One two three - rub rub rub*

Ü *Just like me*

Ü *Fold with me*

Ü *One two three - fold fold fold*

Ü *Just like me*

- *Cô ôn lại các colors*

What color is that star? – yellow

What color is that heart? – red

What color is this? – blue

What color is that bunny? – brown

What color is that tree? – green

Can you think of something that is red/ green/ red....?

- *Đọc thơ*

*I'm learning my colors red yellow and blue
Green purple orange and black and brown too
God made the colors and the rainbow above
Our world full of colors
It's a gift of god's love*

Ø Bài hát trong buổi học:

A Getting-Up Song

Lady Bell

From "Singing Circle"

1. When ducks get up in the morn - ing, They al - ways say, "Good day," When
 2. When pigs get up in the morn - ing, They al - ways say, "Good day," When
 3. When sheep get up in the morn - ing, They al - ways say, "Good day," When
 4. When cows get up in the morn - ing, They al - ways say, "Good day," When
 5. When we get up in the morn - ing, We al - ways say, "Good day," When

ducks get up in the morn - ing, They al - ways say, "Good day."
 pigs get up in the morn - ing, They al - ways say, "Good day."
 sheep get up in the morn - ing, They al - ways say, "Good day."
 cows get up in the morn - ing, They al - ways say, "Good day."
 we get up in the morn - ing, We al - ways say, "Good day."

Quack! Quack! Quack! Quack! That is what they say, they say,
 Oink! Oink! Oink! Oink! That is what they say, they say,
 Baa! Baa! Baa! Baa! That is what they say, they say,
 Moo! Moo! Moo! Moo! That is what they say, they say,
 Hello! Hello! Hello! Hello! That is what we say, we say,

Quack! Quack! Quack! Quack! That is what they say.
 Oink! Oink! Oink! Oink! That is what they say.
 Baa! Baa! Baa! Baa! That is what they say.
 Moo! Moo! Moo! Moo! That is what they say.
 Hello! Hello! Hello! Hello! That is what we say.

LESSON 5

1. Skills Development

Ø *Chuẩn bị đất nặn*

Ø *Nội dung bài học:*

- Hát “Getting – up Song”

- Class stand. Turn your chairs quietly into the table

Pick up your play-dough and peel that lid (cầm hộp đất nặn lên và mở nắp, để nắp ở ngôi nhà của cái name tag)

Take your play-dough and break it in half (bẻ đất nặn ra làm đôi)

You're gonna take it again and you're gonna break it in half again (bẻ cái nữa ra làm đôi)

We're going to roll it into a ball (nặn thành hình quả bóng)

Take another piece and you can make another ball

Cứ thế nặn vài quả balls, có thể tạo ra hình người tuyết hoặc 1 con sâu

Sau khi nặn chán chê thì gom tất cả các mảnh lại rồi nặn thành 1 cục lớn như ban đầu:

Take all your pieces and roll them into a great big ball

Once you have your great big ball, you can stick it back into your cup

2. Phonics

Ø *Mục tiêu bài học*

Ù Nhận diện letter Ii

Ø *Chuẩn bị:*

Ù Letter Picture Flashcards I, i

Ù Alphabet Flashcards Ii

Ø *Nội dung bài học*

1. Khởi động

- Hát về Bumblebee

I'm bringing home a baby bumblebee

Won't my mama be so proud of me
I'm bringing home a baby bumblebee
Ouch. It stung me
I'm squishing up my baby bumblebee
Won't my mama be so proud of me
I'm squishing up my baby bumblebee
I'm wiping off my baby bumblebee
Won't my mama be so proud of me
I'm wiping off my baby bumblebee

- Cô dạy đọc vowel chart (nhớ làm motion giống cô)

This is called the vowel chart

Û A apple a a a
 Û E elephant e e e
 Û I inchworm i i i
 Û O ostrich o o o
 Û U umbrella u u u

- Hát “vowel song”

Û A says a a
 Û E says e e
 Û I says i i i i
 Û O says o o
 Û U says u u
 Û Now I say my vowels: A E I O U

- Cô đọc bài thơ “Itchy Inchworm”

Û You bump and you bump as you crawl across the ground
 Û I giggle as you wiggle and you wriggle all around.
 Û I like to watch you pinch, then you stretch, and you squirm.
 Û You're a funny little caterpillar, Itchy Inchworm!

- Nhận diện capital I

What is this letter? – capital I

How do I know this is capital i? – he’s wearing his tall hat and his big shoes

- Nhận diện little i

What is this letter? – little i

How do I know this is little i? – he has a dot

- Đọc sentence về letter Ii

Capital I. Little i. Ii says i as in inchworm. I says i i i

- Cô hỏi tên của letter Ii

Tell me the name of this letter – little i

What letter is this? – capital I

What does little i say? – i i i

- Cô hỏi sound của letter Ii

Tell me the sound of this letter – i i i

- Cô hát bài “The Wheels On The Bus”

The wheels on the bus go round and round

Round and round - round and round

The wheels on the bus go round and round

All through the town

The wipers on the bus go swish swish swish

Swish swish swish swish swish swish

The wipers on the bus go swish swish swish

All through the town

- Cuối bài học cô giới thiệu cái umbrella để chuẩn bị học letter Uu cho bài học tới

- Cô đọc bài thơ “Itchy Inchworm”

You bump and you bump as you crawl across the ground

I giggle as you wiggle and you wriggle all around.

I like to watch you pinch, then you stretch, and you squirm.

You’re a funny little caterpillar, Itchy Inchworm!

- Đọc bài Clap With Me

Clap with me

One two three - clap clap clap

Just like me

pound with me

One two three – pound pound pound

Just like me

snap with me

One two three – snap snap snap

Just like me

Fold with me

One two three - fold fold fold

Just like me

3. Writing (cursive)

Bắt đầu học từ lesson 6

4. Activity Time

Ø **Chuẩn bị:** sách Art Project K4, tr.1-2

Ø **Nội dung bài học:** hôm nay học Art Project

- Hát

The people on the bus go up and down

Up and down - up and down

The people on the bus go up and down

All through the town

The money on the bus goes clink clink clink

Clink clink clink - clink clink clink

The money on the bus goes clink clink clink

All through the town

- Cô giới thiệu sơ về Art Project K4, tr.1-2

Class stand. Turn your chairs quietly into the table

Mẹ phát **Art Project K4, tr.1-2** cho con và cố gắng tập cho con làm theo hướng dẫn của cô.

- Take out your crayon box and put it on your house

- Red crayon check

What does daddy say? – buckle up

What does mommy say? – I love you

What does the baby say? – I will obey

- Color the school house

- Hát bài “Jesus Loves Me”

If you like milk and cookies, take out your yellow crayon

If you love your teacher then you can color that with your purple crayon

If you love Bible time then get out your red crayon

Mẹ cho con làm tương tự với các hình còn lại nhé.

When you're done coloring all the orange in. your crayon goes where? – in your box.

And your hands go where? - in your lap

- Purple crayon check

What does daddy say? – buckle up

What does mommy say? – I love you

What does the baby say? – I will obey

5. Numbers

Bắt đầu học từ lesson 6

6. Phonics Review

Bắt đầu học từ lesson 6

7. Language Enrichment

Ø *Mẹ chuẩn bị: Readiness Skills K4, tr. 9*

Ø *Nội dung bài học:*

- Hát bài Who Made the Color of the Rainbow

Who made the colors of the rainbow

God does God does

Who made the colors of the rainbow

God does God does

He made the red and the yellow and the blue

When he gives the Earth the bath he sends a rainbow too

Who made the colors of the rainbow

God does God does

Who made the colors of the rainbow

God does God does

- Đọc lại các màu trên bảng

This shape is called a square. A square is four sides that are exactly the same

First I'm going to make my first square

I'm going to start at my red dot and I'm going to go down to this black line

I'm going to color right inside of my square

- Class stand. Turn your chairs into the table

Mẹ phát giấy Readiness Skills K4, tr. 9 cho con và cố gắng để con làm theo hướng dẫn

- *Take out your crayons. Put them on your house*

- *Red crayon check*

- *Find the red dot*

- *Go down the dotted lines to the first black line and then stop*

- *Color the first square in red*

- *Red crayon down*

- *Take out your purple crayon*

- *Purple crayon check*

- *Purple crayon down*

- *Blue crayon check*

- *Blue crayon down*

- *Green crayon check*

- *Green crayon down*

- *Favorite color crayon check (lần này con chọn màu bất kỳ)*

LESSON 6

1. Skills Development

Lesson 6 không có video bài học

2. Phonics

Ø Mục tiêu bài học

Ü Nhận diện letter Uu

Ø Chuẩn bị:

Ü Letter Picture Flashcards I, i, U, u

Ü Alphabet Flashcards Ii, Uu

Ü Learning game 8 - Ducky Duddle

Ø Nội dung bài học

1. Khởi động và ôn tập bài cũ

- Hát bài If All The Raindrops

- Hát bài hát về Amber Lamb:

Amber Lamb has come to school

Come to school. Come to school

Amber Lamb has come to school

To teach us our new letter

- Cô ôn lại về letter Ii

That letter has his hat and his shoes.

What is the name of that letter? – capital I

Capital I. Little i. I says i as in inchworm. I says i i i

Đọc bài thơ về inchworm

You bump and you bump as you crawl across the ground

I giggle as you wiggle and you wiggle all around

I like to watch you pitch

Then you stretch and you squirm

You're a funny little caterpillar

- Cô cho các bé nhận diện capital I và little i
- Đọc 5 vowels trên thẻ của cô
- Hát vowel song:

A says a a.

E says e e.

I say i - i i i.

O says o o.

U says u u.

Now I say my vowels: a e i o u

2. Cô dạy letter Uu

- Cô giới thiệu letter Uu

This is capital U

This is little u

Uu says u u u

What does capital U look like? - capital U looks like a great big smile

What does little u look like? - little u looks like a little smile with a little leg

- Cô cho các bạn nhận diện Capital U và little u
- Câu nói cô hay sử dụng để tập cho các bạn làm theo hiệu lệnh của cô:

Ü *Eyes on the ceiling*

Ü *Eyes over there*

Ü *Eyes over there*

Ü *Eyes on me*

- Say the sound 3 times (đọc âm 3 lần)
- Cô giới thiệu hình ảnh đại diện cho letter Uu (hình cái umbrella)

Our letters have names

Our name is capital U and little u

It has a sound

What is the sound of letter Uu? – u u u

It has a picture. The picture is an umbrella

Capital U. Little u. Uu says u as in umbrella. Uu says u u u

- Hát bài If All The Raindrops

If All the Raindrops



Chords: D^b, A^b7, D^b, E^bm7, A^b7, D^b, A^b7, D^b, A^b7, D^b, A^b7, E^bm7, E^b9, A^b7, D^b

1. If all the rain - drops were le - mon drops and gum - drops,
 2. If all the snow - flakes were can - dy bars and milk - shakes,

Oh, what a rain that would be!
 Oh, what a snow that would be!

I would - n't mind if the

sun nev - er shined; 'Cause I'd stand out - side with my

mouth o - pened wide go - in' "a, a, a, a, a, a, a, a" all the time.

3. Writing (cursive)

Ø Chuẩn bị:

Ù 1 cây bút chì

Ù Sách Cursive ABC Writing Tablet, tr. 1-2

Ø Nội dung chính:

Ù Làm quen với cách thức học môn writing

Ø Nội dung bài học:

1. Làm quen với cách thức học môn writing

- Cô giới thiệu các dòng kẻ.

I have a blue line

I have a dotted line

I have a pink line

I have another blue line

- Cô giới thiệu các tầng của ngôi nhà

All of our letters live in a house

We have an upstairs, a downstairs and a basement

- Cô giới thiệu chi tiết tên các dòng kẻ theo thứ tự từ trên xuống

Ù *The ceiling*

Ù *The dotted line*

Ù *The pink carpet*

Ù *The basement*

- Hát bài hát về các dòng kẻ:

(Upstairs. Downstairs in the basement)x3. This is where our letters live

- Cô kiểm tra xem các bạn đã nhớ tên các dòng kẻ chưa

- Cô giới thiệu về red dot

On your paper, you have 2 red dots

Touch your first red dot right here on my paper (mẹ dùng video để xem rồi yêu cầu con đến chạm vào red dot đầu tiên trên màn hình. Con không biết cũng không sao vì sau đó cô sẽ dạy kỹ hơn)

This is the first red dot

This is the second red dot

Khi cô nói Peter Pointer Up thì con đưa ngón trỏ lên

2. Thực hành Writing

Khi cô nói: *CLASS STAND. QUIETLY TURN YOUR CHAIR INTO THE TABLE* thì mẹ cho con đứng dậy rồi giả vờ điều chỉnh ghế các kiểu để con chuẩn bị học viết. Lúc này mẹ mới phát giấy writing cho con. Đừng phát từ đầu buổi học vì nó sẽ làm con mất tập trung. Các con học cursive writing nên khi viết bắt buộc phải slant paper (để nghiêng tờ giấy 1 xú)

Remember. Our paper is slanted

- Tập làm theo hiệu lệnh của cô:

Peter Pointer Up (đưa ngón trỏ lên)

Touch the first red dot just like mine (chạm ngón trỏ vào first red dot)

Put your helper hand by your house (helper hand là bàn tay trái)

Peter Pointer Up (đưa ngón trỏ lên)

Touch the second red dot just like mine (chạm ngón trỏ vào second red dot)

- Cô hướng dẫn chi tiết trên tờ writing

Right above the orange flower is a red dot

Lay your helper hand up here at the top

Touch that red dot right by inchy inchworm above the orange flower

Do you see the yellow lines right here. You're going to trace your finger up and down across the yellow line

- Cô hướng dẫn cách cầm bút chì

Today we get to use our pencil for the very first time

Khi cô nói Pencil Check thì các con cầm bút chì và đặt elbow lên bàn

Cố gắng tập học thuộc các câu sau:

What does daddy say? – buckle up

What does mommy say? – I love you

What does baby say? – I will obey

Khi nào cô nói BEGIN thì các con mới được viết

- Cô dạy thêm về việc điều khiển pencil

Khi cô nói Pencil Check thì là tư thế chuẩn bị viết

Khi cô nói Pencil Rest thì là tư thế nghỉ

Khi cô nói Put Your Pencil To Bed thì là cất bút đi


4. Activity Time

Ø Chuẩn bị: sách K4 Bible Activity Book, tr. 1-2

Ø Nội dung bài học: tô màu

- Hát bài Eency, Weency Spider

Eency, Weency Spider



Sheet music for the song "Eency, Weency Spider" in 6/8 time. The music is written for a single melodic line with a bass line accompaniment. The lyrics are: "Een - cy, ween - cy spi - der went up the wa - ter spout; (2) Down came the rain and washed the spi - der out. (3) Then came the sun and dried up all the rain, (1) And the een - cy, ween - cy spi - der went up the spout a - gain."

Chords indicated above the staff: C, C/E, C, G, G7, C, C, C/E, G7, C, C, C/E, G, G7, C, C, C/E, Dm7, G7, C.

Suggested motions:

(1) Touch right thumb to left index finger; continue to alternate, moving hands upward. (2) Move hands down, fingers spread out. (3) Make a circle with arms above head.

Today on our paper, we're going to color the plants and the trees and the flowers

Mẹ phát giấy cho con và đừng để con tô trước. Nhớ nhắc con *Slant the paper*

- Hướng dẫn chi tiết

Take out your crayons. Put them on your house (để sẵn hộp màu trước mặt)

The first thing we're going to do is we're going to look at the tree right here

We're going to take our green crayon in just a minute and we are going to color our tree green (tô cái tree màu green)

I'm going to stay right inside of the lines (nhớ tô phía trong các lines)

Green Crayon Check (con cầm sẵn green crayon nhưng chưa được tô)

What does daddy say? – buckle up

What does mommy say? – I love you

What does baby say? – I will obey

Put Your Helper Hand By Your Name (đặt bàn tay trái vào chỗ tên con mẹ đã ghi sẵn)

Green Crayon Down

Khi tô tree xong thì con bỏ green crayon vào hộp

Brown Crayon Check (lấy brown crayon ra)

You may color the brown part of that tree

Cứ thế các mẹ cho con làm từng bước theo hiệu lệnh của cô nhé. Con càng làm đúng theo hiệu lệnh của cô thì sau này các mẹ càng nhàn và con học rất nề nếp. Tuyệt đối không cho con làm trước. Vì là tiết tô màu nên thời gian chết khá nhiều và hiệu lệnh của cô lặp đi lặp lại cho đến hết video. Các mẹ kiên nhẫn kèm con là sẽ được.

5. Numbers

Ø **Chuẩn bị:** thẻ số 1, 2, 3

Ø **Nội dung chính của bài học:** học 1, 2, 3

Ø **Tóm tắt nội dung:**

Clappers up (đưa 2 bàn tay lên kiểu chuẩn bị võ tay)

Clap with me. One two three. Clap clap clap. Just like me

Pound with me. One two three. Pound pound pound. Just like me.

Rub with me. One two three. Rub rub rub. Just like me

Snap with me. One two three. Snap snap snap. Just like me

Fold with me. One two three. Fold fold fold. Just like me

Hát bài hát về Button Bear:

Button Bear has come to school. Come to school. Come to school. Button Bear has come to school to teach us a new number

Clap to 10 (vỗ tay đến 10)

Đọc number chart của cô

Số 1 trên number chart của cô: how many turtles were there? - one

Số 2 trên number chart của cô: let's count the owls

Số 3 trên number chart của cô: let's count these little weasels

Cô mô tả số 1, 2, 3 (quan trọng)

Number one is a slanted stick (quan trọng, câu nói này sẽ đeo bám con đến tận k5)

What does number 1 look like? - a slanted stick

Number 2 looks like a swan to me. He curves around and down into the water and his little tail sticks out

Number 3 is a half a ball and a half a ball

Hát bài If All The Raindrops

Splash 3 times (dậm chân toé nước 3 lần, nhớ cẩn thận coi chừng ướt quần)

Splash two times (dậm chân toé nước 2 lần)

Hát bài Twinkle Twinkle Little Star

Đếm 3 stars sau đó tìm số 3

Đếm 2 squares sau đó find the number 2

What kind of shape is this? – it's a squares

Count the raindrops

Hát bài If All The Raindrops

Cuối bài học cô mô tả lại số 1, 2, 3

6. Phonics Review

Video này là để củng cố bài học phonics nên thầy không soạn chi tiết nữa nhé.

7. Language Enrichment

Ø Nội dung bài học

Hát bài Rainbow Colors

Rainbow Colors

S. H. C.

Genesis 9:8–17

Suzanne H. Clason

Who makes the col-ors of the rain - bow? God does, God does.

Who makes the col - ors of the rain - bow? God does, God does.

1. He makes the red and the yel - low and the blue.
2. God prom - ised No - ah it would - n't flood a - gain.

When He gives the earth a bath, He sends His rain - bow, too.
And we know God kept His word. Why, think how long it's been!

Fine

D.C. al Fine

Copyright © 1977 Lillenas Publishing Company/SESAC (admin. by Music Services). All rights reserved. Used by permission.

Cô hỏi và các con trả lời:

What color is this? – green

what color is that? - brown

What color is this? – red

What color is this? – yellow

What color is this? – purple

What color is this? – orange

Cô ôn lại colors và shapes

What's the shape of this color? – it's a square

Cô tả chú clown

Let's look at our fun clown right here

He is having such a good time

He came from the circus

He is juggling

What shape is that? – a square

What shape is that? – a circle

What shape is that? – a star

What shape is that? – a triangle

What shape is that? – a rectangle

LESSON 7

1. Skills Development

Ø **Mục tiêu bài học:** Hướng dẫn các con tô màu

Ø **Chuẩn bị:** Readiness Skills k4, tr. 11

Ø **Nội dung bài học**

Hát “Getting-Up Song” (duck, cow)

Today we are going to do a paper about boys and girls coming to school

Class stand. Turn your chair into the table

Mẹ phát giấy Readiness Skills k4, tr. 11 cho con nhé

When we get our paper and we have our own paper, we need to slant it (Mẹ nhắc con để nghiêng giấy)

Listening with our ears - watching with our eyes and thinking in our brain what the teacher has to say

Take out your crayons and put them on your house

Look at my paper right here. Our little girl is carrying a backpack

What color is that backpack? – it’s red. She’s carrying red backpack

She has purple barrettes in her hair

We’re going to make her dress purple

Purple Crayon Check (mẹ nhắc con để ý những câu như vậy)

When we are in purple crayon check, our elbow is up and we’re checking that our mommy and our daddy is on our crayon

Helper Hand Up (giơ tay trái lên)

Helper Hand Down (đặt tay trái lên tờ giấy để giữ cố định tờ giấy khi tô màu)

What does daddy say? – buckle up

What does mommy say? – I love you

What does the baby say? - I will obey

Color just the little girl wearing the dress

Purple Crayon Down (nếu cô nói câu này mà con vẫn tô chưa xong cái dress thì mẹ ngừng video để con tô xong rồi mở lại đoạn Purple Crayon Down cho con làm giống thật)

Orange Crayon Check

Color the shirt orange

Blue Crayon Check

Color the pants blue

Brown Crayon Check

Color the shoes brown

2. Phonics

Ø **Mục tiêu bài học**

Ø **Chuẩn bị:**

Ù Letter Picture Flashcards I, i, U, u

Ù Learning game 11 – chuẩn bị 1 cây táo và cắt ít nhất 10 quả táo để con có thể hoà mình vào trong lớp học với các bạn

Ø **Nội dung bài học**

- Đọc bài thơ về inchworm

You bump and you bump as you crawl across the ground

I giggle as you wiggle and you wiggle all around

I like to watch you pitch

Then you stretch and you squirm

You're a funny little caterpillar

- Hát bài If All The Raindrops

- Hát ABC Song

- What are all these called? -the ABC's

- What are all these called? - these are our vowels

- Đọc các vowels và làm theo sign language của cô

- Hát vowel song:

A says a a.

E says e e.

I say i - i i i.

O says o o.

U says u u.

Now I say my vowels: a e i o u

- Cô mời các bạn đọc các vowel. Con ngồi ngoài đọc cùng. Mỗi lần con đọc ok là mẹ phát cho 1 quả apple để con gắn lên cây apple tree

- Hát bài If All The Raindrops

- Amber Lamb came to school in our last lesson and she brought us our brand new letter

- Đọc sentence về letter Uu

Capital U. Little u. Uu says u as in umbrella. Uu says u u u

- Come find me capital U. Come find me little u

- Mẹ dán sẵn capital U và little u trên bảng sau đó cho con lên bảng tìm capital U và little u giống các bạn trong video

- Cô trao thẻ để các con nhận diện capital U và little u

- Nảy dán 10 quả táo lên cây. Bây giờ mỗi lần con nhận diện được capital U và little u thì con lên hái 1 quả nhé

- What is the name of this letter? – capital U

- Who is this one? – little u

- What does this letter say? – u u u

- Đọc sentence về letter Uu

Capital U. Little u. Uu says u as in umbrella. Uu says u u u

- Cô trao thẻ để con đọc âm của các letter

- Hát bài If All The Raindrops

3. Writing (cursive)

Ø **Mục tiêu bài học:** Học cách viết little i

Ø **Chuẩn bị:** Abc writing tablet, tr.3

Ø **Nội dung bài học**

- Hát bài hát về các dòng kẻ:

(Upstairs. Downstairs in the basement)x3. This is where our letters live

- Upstairs is up here, between the blue ceiling and the dotted line. The downstairs is between the dotted line and the pink carpet

- When we see a red dot, that red dot reminds us of the stop sign

- When we see the stop sign, we're gonna stop and think

- Today I want to show you about our brand new letter

- Cô diễn giải cách viết little I trên bảng thông minh:

Our new letter is going to start on a red dot. Then it goes up to the dotted line. We retrace down the same line to the pink carpet and end in a smile. Then we're going to pick up our pencil and then we get to put on our dot just like that

- The first red dot is by the house

- Cô diễn giải cách viết little i trên bảng phấn:

I start at the red dot. I am going to slant up to the dotted line. I'm going to retrace down the same line to the pink carpet and end in a smile. Then I pick up my pencil and I put on a dot

- Từ giờ đến lúc phát giấy writing là cô lái nhái cách viết của little i

- When we're in pencil check. Our elbow is up. Our mommy and daddy are holding on tight

- Pencil Rest là tư thế nghỉ khi cầm bút

Turn your chairs into the table and let's prepare for writing

Mẹ phát giấy Abc writing tablet, tr.3

- Sau khi phát giấy thì cô sẽ viết mẫu cho các con xem. Sau đó cô nói pencil check và Begin thì con viết. Từ bài học này môn writing sẽ lặp lại các bước giống nhau nên thầy không cần soạn nữa nhé

4. Activity Time

Ø *Mục tiêu bài học:* Diễn truyện “3 chú heo”

Ø *Nội dung bài học*

Today for activity, we are going to act out “the Three Little Pigs”

Once upon a time, there was an old sow with three little pigs and she had no money to keep them so she sent them off to seek their fortune.

Nếu được thì mẹ nói: Go Find Your Own Place To Live

Chú pig number 1:

The first little pig found a man who was selling straw

Nếu được con đóng vai chú heo thứ 1 và nói *CAN I HAVE A STRAW*. Mẹ đóng vai ông bán straw, nói *Yes, You Can*

So the man did and the little pig built his house with it but a long came a woof

Mẹ đóng vai Sói

And the wolf came and knocked on the door

Mẹ gõ cửa và nói: *Little Pig, Little Pig Let Me In*

Con nói: *Not By The Hair Of My Chinny-Chin-Chin*

Mẹ nói: *Then I’ll Huff, And I’ll Puff, And I’ll Blow Your House In* sau đó mẹ giả vờ thổi về ngôi nhà của con. Và con chạy đi tìm những chú heo khác

Chú pig number 2:

And then the second Little Pig went to go find his home so he found a man who was selling a bundle of sticks

Giờ con đóng vai chú heo số 2. Mẹ đóng vai ông bán sticks

Con nói: *Can I Have Some Of Your Sticks?* – mẹ bán stick nói: *Yes, You Can*

And the little pig built his home and then the wolf came to the second little pig

Mẹ Sói gõ cửa và nói: *Let Me In*

Con nói: *Not By The Hair Of My Chinny-Chin-Chin*

Mẹ Sói nói: *Then I’ll Huff, And I’ll Puff, And I’ll Blow Your House In* sau đó mẹ giả vờ thổi về ngôi nhà của con. Và con chạy đi tìm những chú heo khác

Then the third Little Pig went to go find where he could build his house and he came to a man who had a load of bricks

Con đóng vai chú pig thứ 3 nói: *Please, Can I Have The Bricks?*

Mẹ đóng vai ông bán bricks nói: *Sure, You Can*

And the little pig built his house with the bricks. Soon the same wolf came along and said

Mẹ Sói gõ cửa và nói: *Little Pig, Little Pig Let Me In*

Con nói: *No. No. Not By The Hair Of My Chinny-Chin-Chin*

Mẹ Sói nói: *Then I'll Huff, And I'll Puff, And I'll Blow Your House In* sau đó mẹ giả vờ thổi về ngôi nhà của con

and so the wolf began to huff and he puffed and he puffed and he huffed but he could not blow the house in. And at last the wolf stopped to huffing and puffing and the Little Pigs were so happy that the wolf ran away

Mẹ Sói chạy, chạy, chạy đi nào

- Hát Getting-Up Song phiên bản pig

5. Numbers

Ø Chuẩn bị:

Ù Sách ABC 123, tr.1 và crayons.

Ù Chuẩn bị 10 quả cam giấy và cái cây apple tree

Ù Chuẩn bị ít nhất 6 raindrops để minh họa cho các số 1, 2, 3

Ø Nội dung bài học

- Hát bài hát về Button Bear:

Button Bear has come to school. Come to school. Come to school. Button Bear has come to school to bring us our new number

- Đọc số từ 1-10

- Cô đếm cam giấy

I have ten oranges

- Đọc new poem:

One two three four five

Once I caught a fish alive

Six seven eight nine ten

Then I let him go again

Why did you let him go?

Because he bit my finger so

Which finger did he bite?

He bit the little one on the right

- Cô mời các bạn lên bảng để nhận diện các số 1, 2, 3

Come point to number one for me

Number 1 is a slanted stick

Come and find me number two

Come and find me number three

Number 3 is a half a ball and a half a ball

- Today boys and girls, we're going to get to do a paper

What is the name of this animal? – a giraffe

Let's count how many giraffes are on our paper- 1

Turn Your Chairs Quietly Into The Table

Mẹ phát giấy ABC 123, tr.1 và tập cho con làm theo hướng dẫn của cô

Take out your crayons put them on your house

6. Phonics Review

Video này là để củng cố bài học phonics nên thầy không soạn chi tiết nữa nhé.

7. Language Enrichment

Ø *Chuẩn bị:*

Readiness Skills K4, tr.13

Ø *Nội dung bài học*

- Hát Rainbow Colors

Who makes the colors of the rainbow?

God does - God does

Who makes the colors of the rainbow

God does - God does

He makes the red and the yellow and the blue

When he gives the earth about he sends a rainbow too

Who makes the colors of the rainbow

God does - God does

Who makes the colors of the rainbow

God does - God does

- Our paper today just has fun clowns on it with balloons

- Do you see that my balloon. It has a problem. My balloon has to be filled in. My balloon has to start on a red dot and I'm going to go around that red dot all the way back around before I can color it

Class Stand Turn Your Chairs Quietly Into The Table

Mẹ phát giấy Readiness Skills K4, tr.13 cho con và cố gắng nói con làm theo chính xác lời cô. Tập tính kỷ luật nhé. Nhiều khi con bảo con không thích tô màu giống của cô mẹ cũng chiều theo ý con là cũng không hay.

Phần còn lại chủ yếu là làm theo hiệu lệnh của cô và đã được thầy viết chi tiết ở các bài đầu nên thầy không soạn lại nữa nhé.

LESSON 8

1. Skills Development

Ø *Mục tiêu bài học:* Tô màu

Ø *Chuẩn bị:* Readiness Skills k4, tr. 15

Ø *Nội dung bài học*

- Hát bài hát bắt đầu của K4: Good Morning Boys And Girls

Good morning boys and girls.

Good morning boys and girls.

I'm so glad you came to school.

Good morning boys and girls.

Good morning Mrs Stewart.

Good morning Mrs. Stewart.

I'm so glad you came to school.

Good morning Mrs. Stewart.

- *Look what Button Bear has. He has his umbrella right here*

- *Something is missing from his umbrella - the colors are missing*

- *It's missing part of its umbrella*

- *There are some dotted lines right here that means that we have to stay on the tracks*

- Cô hướng dẫn đồ nét cho cái dù được hoàn chỉnh

- *Class stand. Turn your chair into the table*

Mẹ phát giấy Readiness Skills k4, tr. 15 cho con nhé

- *Don't forget to slant it just like we do all of our other papers (mẹ nhắc con slant giấy nhé)*

- *Now take out your pencil (mẹ đưa bút chì cho con)*

- *Pencil check. Your elbow is up. Your mommy and daddy are holding on tight (mẹ nhắc con làm tư thế giống các cô)*

- *Find the red dot. Put your pencil on the red dot*

- *You're going to start on that red dot and you're going to go up towards the top of the umbrella and then go down.*

- *Begin (đồ thôi nào bé ơi)*

- *Eyes On The Ceiling - Eyes On Me*

- *Take out your crayon box and put it on your house (giờ con lấy hộp bút màu ra và để phía trên cái nhà của cái name tag)*

- *Red Crayon Check*

What does daddy say? – buckle up

What does mommy say? – I love you

What does the baby say? - I will obey

2. Phonics

Ø **Mục tiêu bài học** : giới thiệu Vowel Chart

Ø **Chuẩn bị:**

Ù Letter Picture Flashcards I, i, U, u

Ù Vowel Chart and Games 1

Ù Chuẩn bị 10 raindrops (hạt mưa) giống như quả táo ở bài trước để con trả lời đúng thì được nhận 1 raindrop

Ø **Nội dung bài học**

- Hát ABC Song

- Cô giới thiệu Vowel Chart 1

All of these letters have a name

These are called vowels

We have 5 vowels

- Hát Vowel Song

A says a a.

E says e e.

I say i - i i i.

O says o o.

U says u u.

Now I say my vowels: a e i o u

- Hát bài If All The Raindrops
- Ôn lại letter Ii và Uu
- Hát về Bumblebee

I'm bringing home a baby bumblebee

Won't my mama be so proud of me

I'm bringing home a baby bumblebee

Ouch. It stung me

I'm squishing up my baby bumblebee

Won't my mama be so proud of me

I'm squishing up my baby bumblebee

Đoạn dưới lát hát tiếp

I'm wiping off my baby bumblebee

Won't my mama be so proud of me

I'm wiping off my baby bumblebee

- Nhận diện letter trên bảng để nhận raindrop

What letter is that one? – capital I

How did I know that that one is capital I? - it has hat and big shoes

- Hát Vowel Song

A says a a.

E says e e.

I say i - i i i.

O says o o.

U says u u.

Now I say my vowels: a e i o u

- Nhận diện âm của các letters

3. Writing (cursive)

Ø *Mục tiêu bài học*

Ôn lại cách viết little i

Ø *Chuẩn bị:*

Abc writing tablet, tr.4

Ø *Nội dung bài học*

- Cô nhắc lại về các dòng kẻ:

Upstairs. Downstairs. Basement

- Đọc Open shut them open shut them

Open shut them open shut them

Give your hands one clap

Open shut them open shut them

Fold them in your lap

- Cô nhắc lại cách viết little i:

It starts on a red dot. It slants up to the dotted line. We retrace back down the same line to the pink carpet and end in a smile. Then we pick up our pencil and we put on a dot

- Cô hướng dẫn viết waves trên tờ paper (đừng bắt con học thuộc nha, chỉ có ích gì đâu)

When we go on our waves, we're gonna start on the red dot. We're gonna slant up to the dotted line and retrace down to the pink carpet. We're going to curve around on the pink carpet because we're not going to end in a smile yet. And we're going to go back up to that dotted line. Then we're going to retrace back down and curve around on that pink carpet and go right back up. Then we're going to retrace back down and curve around and go back up.

Turn your chairs into the table and let's prepare for writing

Mẹ phát giấy Abc writing tablet, tr.4

4. Activity Time

Ø Mục tiêu bài học

Art Projects

Ø Chuẩn bị:

Art Projects K4, tr.3-4

Mẹ chuẩn bị cái gì đó giống lông vũ để làm cánh chim nhé

2 con mắt nữa nha bé ơi

Chuẩn bị hồ dán nữa nhé

Ø Nội dung bài học

Who made the trees? - God did

Who made the waters? – God did

Who made the birds in the sky? – God did

Who made the fish in the sea? – God did

What kind of animal is this? - an owl

Look at those owls. They're so cute

You're gonna have feathers to stick on your paper just like mine

The first thing we're going to do is we're going to color our paper. We're going to color our paper with our green crayon

Show me your peter pointer (giơ ngón trỏ lên nào bé ơi)

Peter pointer touch your nose

Peter pointer touch your ears

Peter pointer touch your head

Peter pointer touch your chin

Peter pointer in your lap

Cô hướng dẫn cách sử dụng hồ dán:

My peter pointer is going to have glue my

Daddy's not going to have glue

The babies are not going to have glue

Only peter pointer is going to have glue

I'm going to touch one time

I'm going to put glue on the feathers right there

Làm tương tự với các bên còn lại

Gắn cánh cho owl

You can take your feathers and you're going to stick it right on the feathers of our fun little owl

Làm tương tự với cái cánh còn lại

Thực tập sử dụng hồ dán 1 lần nữa rồi tiến hành nhé

Class stand. Turn your chairs into the table

Mẹ phát giấy Art Projects K4, tr.3-4 cho con và tập cho con làm theo hướng dẫn của cô

5. Numbers

Ø Mục tiêu bài học

Nhận diện số 1, 2, 3

Ø Nội dung bài học

- Đọc new poem:

One two three four five

Once I caught a fish alive

Six seven eight nine ten

Then I let him go again

Why did you let him go?

Because he bit my finger so

Which finger did he bite?

He bit the little one on the right

- Hát If All the Raindrops

- Clap to ten (vỗ tay đến 10)

- Can you come and find me the number 3

- Tìm số. Các mẹ cố gắng nhấn nhá ở số 1,2,3 để con tập nhận diện và liên tưởng (ví dụ *Number 3 is a half a ball and a half a ball*)

- *Number 3 is a half a ball and a half a ball*

- *I'm looking for the number that is a slanted stick: 1*

- *I'm looking for the number that looks like a swan. He goes up and around and down and his tail sticks out of his water: 2*
- Hát Getting-up Song
- Cô trao thẻ số cho các bé đọc
- Cô dùng flannel board và 1 số thẻ shapes để các con đếm

6. Phonics Review

Video này là để củng cố bài học phonics nên thầy không soạn chi tiết nữa nhé.

7. Language Enrichment

Ø *Mục tiêu bài học*

Hôm nay ôn về các Shapes nhé

Ø *Chuẩn bị:*

Readiness Skills K4, tr.17 và crayon

Ø *Nội dung bài học*

Today for our language development time. We're going to talk about shapes

Our paper has some shapes on it right here

Our lion is inside of his cage. Ready for the circus. And his cage has a shape right here

What shape is that? – a square

He has some wheels that help his cage to go along on the circus wagon

What shape is that? – a circle

Cô mời các bạn lên chỉ các shape

Come find me a square

What color is the square?

Come find me a triangle

What color is the triangle?

Come find me a star

Come find me a rectangle

What color is the rectangle?

Come find me a circle

What color is the circle?

Cô hướng dẫn các con tô màu

I'm going to use my black crayon to make the bars of our paper

Watch me. I'm gonna start at my red dot. When we see a red dot, we're going to stop and think

Watch me. I'm going to start at the red dot. And I'm gonna go straight down those dotted lines and stop. Then I get to pick up my crayon again. And I'm gonna go straight down on the dots. And then I pick up my crayon again. And I start at the red dot and I stop and I think. And then I go straight down to the bottom to the purple part. And then I pick up my crayon again. And I start at the red dot. And I go down the bars again and I stop. I'm not gonna do the wheels yet. And I pick up my crayon and I start at the red dot. And I stop and think. And I go all the way down and then I'm going to put my black crayon back in my box and wait

Class Stand Turn Your Chairs Quietly Into The Table

Mẹ phát giấy Readiness Skills K4, tr.17 cho con và cố gắng nói con làm theo chính xác lời cô. Tập tính kỷ luật nhé. Nhiều khi con bảo con không thích tô màu giống của cô mẹ cũng chiều theo ý con là cũng không hay.

Phần còn lại chủ yếu là làm theo hiệu lệnh của cô và đã được thầy viết chi tiết ở các bài đầu nên thầy không soạn lại nữa nhé.

LESSON 9

1. Skills Development

Ø Chuẩn bị:

Readiness Skills k4, tr. 19 và crayons

Ø Nội dung bài học

- Hát bài hát bắt hủ của K4: Good Morning Boys And Girls

- Û *Good morning boys and girls.*
- Û *Good morning boys and girls.*
- Û *I'm so glad you came to school.*
- Û *Good morning boys and girls.*
- Û *Good morning Mrs Stewart.*
- Û *Good morning Mrs. Stewart.*
- Û *I'm so glad you came to school.*
- Û *Good morning Mrs. Stewart.*

Today on our paper, there's a little boy. He's doing something so much fun. He's going fishing

Today on our paper, we're gonna do some tracing. There's some blue tracing up in the clouds

Cô hướng dẫn tô màu

*Look right here. I see a red dot. When I see a red dot, we're gonna stop and think
And then I'm gonna go up the lines*

Watch me. I slant up then I retrace back down the same line. And I curve around. I go back up. And I retrace back down. I go back up. And I retrace back down. Cô nói lặp lại đến khi xong nhé

And then we will color the fishies orange.

But first we're going to use our yellow crayon and do the yellow on the wave

Nhớ câu này nhé: *You're going to be listening with your ears and watching with your eyes*

Class Stand Turn Your Chairs Quietly Into The Table

Mẹ phát giấy Readiness Skills K4, tr.19 cho con và cố gắng nói con làm theo chính xác lời cô. Tập tính kỷ luật nhé. Nhiều khi con bảo con không thích tô màu giống của cô mẹ cũng chiều theo ý con là cũng không hay.

Phần còn lại chủ yếu là làm theo hiệu lệnh của cô và đã được thầy viết chi tiết ở các bài đầu nên thầy không soạn lại nữa nhé.

2. Phonics

Ø *Mục tiêu bài học*

Ôn tập về Uu, Ii

Ø *Chuẩn bị:*

Ù Letter Picture Flashcards I, i, U, u

Ù Learning game 5 – Hen and Nest

Ù Mẹ cắt 1 vài hình chú gà con, viết các letter I, i, U, u vào các sticky note và dán lên bảng. Lấy hình gà con dán đè lên các sticky notes để con làm giống các bạn trong video nhé.

Ø *Nội dung bài học*

- Hát bài If All The Raindrops
- *What are these letters called? – vowels*
- Đọc vowel chart
- Hát Vowel Song
- Cô hỏi xem con đã hình dung được về các letters đã học hay chưa:

What is the letter that has his hat and his shoes? – capital I

Capital I. Little i. I says i as an inchworm. I says i i i

What is the letter that looks like a big smiley face? – capital U

Capital U. Little u. Uu says u as in umbrella. Uu says u u u

- Chơi game Around the World

Cô tráo thẻ: *when I say go the first one to say it is the winner. Say the sound 3 times*

- Đọc bài thơ về inchworm

You bump and you bump as you crawl across the ground

I giggle as you wiggle and you wiggle all around

I like to watch you pitch

Then you stretch and you squirm

You're a funny little caterpillar

- Chơi cùng raindrops

- Amber Lamb has lots of raindrops

What letter is that? – capital U

What does capital u say? – u u u

What letter is that? – capital I

What does capital I say? – i i i

How do I know that it's capital I? - Because he's wearing his hat and his big shoes

- Nhận diện âm của các letters đã học

- Hát

Oh who can make a sunshine?

I'm sure I can't. Can you?

Oh who can make a sunshine?

No one but God is true

- Đọc 5 vowels

- Hát Vowel Song

3. Writing (cursive)

Ø *Mục tiêu bài học*

Ôn lại cách viết little i

Ø *Chuẩn bị:*

Abc writing tablet, tr.5

Ø *Nội dung bài học*

- When we see a red dot we stop and we think

- Cô ôn lại cách viết little i

We're gonna start at the red dot. We're gonna slant up to the dotted line. We're going to retrace back down the same line to the pink carpet and end in a smile. Then I pick up my pencil and I put on his dot

- Cô nhắc lại về các dòng kẻ:

Upstairs. Downstairs. Basement

- *Our letters live in the upstairs, the downstairs and the basement and little i lives in the downstairs*

- *Look at our paper today. On our paper, a cute little polar bear is fishing. There is blue waves on the ice. Those are going to help us as we learn to write*

- Cô nói cách viết blue waves (không bắt con học thuộc mấy cái này nhé):

We're going to start at the red dot. Stop and think. And we're going to slant up and then retrace down. We're going to curve around and go back up. Retrace down. Curve around. Go back up. Retrace down and curve around. Go back up.

- Hát: *(Upstairs. Downstairs in the basement)x3. This is where our letters live*

Turn your chairs into the table and let's prepare for writing

Mẹ phát giấy Abc writing tablet, tr.5

4. Activity Time

Ø Mục tiêu bài học

Music

Ø Chuẩn bị:

Chuẩn bị hát hò cùng con

Ø Nội dung bài học

Today for activity we get to do something brand new. We're going to have something called music

Thầy liệt kê thứ tự các bài hát trong giờ học hôm nay

- *ABC's Song*
- *The Wheels On The Bus*
- *Rain Rain Go Away (little Betty wants to play)*
- *Rainbow Colors*

- *The Wheels On The Bus*
- *Twinkle Twinkle Little Star*
- *Eency, Weency Spider*
- *Rain Rain Go Away (little “tên con” wants to play)*
- *If All The Raindrops*
- *Getting-Up Song*

5. Numbers

Ø Mục tiêu bài học

Nhận diện số 1, 2, 3

Ø Chuẩn bị:

Mẹ cắt mấy cái dù nhỏ nhỏ rồi viết số 1, 2, 3 lên rồi dán lên bảng cho con tìm

Ø Nội dung bài học

- *Clap to ten (vỗ tay đến 10)*
- *Rickety Ticky. Clap with me. How many fingers do you see? -*
- *Clap to ten (vỗ tay đến 10)*
- *Count to ten*
- Cô trao thẻ 1, 2, 3 để các bé nhận diện
- Cô giơ thẻ số, bạn nào đọc được thì lên bảng lấy 1 raindrop như phần thưởng
- *Come find an umbrella that has a slanted stick: 1*
- *I'm looking for an umbrella that has a number that looks like a half a ball and a half a ball: 3*

Mấy lesson đầu của môn Numbers quanh đi quẩn lại cô chỉ dạy các bé nhận diện các con số. Các mẹ tập trung vào cách diễn giải các số là ok.

6. Phonics Review

Video này là để củng cố bài học phonics nên thầy không soạn chi tiết nữa nhé.

7. Language Enrichment

Ø Mục tiêu bài học

Học về Shapes tiếp nhé

Ø Chuẩn bị:

Readiness Skills K4, tr.21 và crayon

Ø Nội dung bài học

We're going to have fun with shapes today

This shape looks like a diamond. What do you think the shape I'm thinking of ? It's got two long sides and a short side and when they're all connected together, it makes a triangle

Cô mời các bạn lên nhận diện các shapes

Could you come and point to our triangle on our card right here?

Look at my card right here. There are some other things on here that could look like a triangle

Can you come and find it for me the other thing that looks like a triangle?

A pizza is in the shape of a triangle.

Cô hướng dẫn tô màu

We're going to use our our black crayon and we're going to start on the red dot. When I see my red dot, I'm stopping and thinking. And then I'm going to go straight down to the bottom of the boat. And then you're going to stop. And then we're going to put our black crayon down. Phần còn lại cô sẽ hướng dẫn sau khi mẹ phát giấy

Class Stand Turn Your Chairs Quietly Into The Table

Mẹ phát giấy Readiness Skills K4, tr.21 cho con và cố gắng nói con làm theo chính xác lời cô. Tập tính kỷ luật nhé. Nhiều khi con bảo con không thích tô màu giống của cô mẹ cũng chiều theo ý con là cũng không hay.

Phần còn lại chủ yếu là làm theo hiệu lệnh của cô và đã được thầy viết chi tiết ở các bài đầu nên thầy không soạn lại nữa nhé.

LESSON 10

1. Skills Development

Ø **Mục tiêu bài học:** học cách sử dụng kéo

Ø **Chuẩn bị:** play dough, kéo

Ø **Nội dung bài học**

- Hát bài hát bắt đầu của K4: Good Morning Boys And Girls

Good morning to our friends.

Good morning to our friends.

I'm so glad you came to school.

Good morning to our friends.

Good morning Mrs. Stewart.

Good morning Mrs. Stewart.

I'm so glad you came to school.

Good morning Mrs. Stewart.

- Today we are going to learn how to use scissors

- There are two holes in our scissors. There's a little hole and then there's a big hole right here.

- When I look at a pair of scissors, it reminds me of an alligator. Chomp chomp chomp

- We have to use our fingers if we're going to use our scissors

ü My Daddy's going to go in the little hole

ü My babies are going to go in the big hole

ü My mommy is on top

- When we hold our scissors, you got to keep it away from us

- Don't put it anywhere near your hair, mommies and daddies would not like it if you cut your hair it

- Alligators do not like clothes. No hair and no clothes

- Today we're going to use our scissors to cut play-dough

- Class stand. Turn your chair into the table

Mẹ phát kéo cho con nhé

- *You're going to take your scissors and you're going to put it down on your name tag*
- *Take out your play-dough and put it on your name tag*
- *Open up your play-dough and get it out (lấy play-dough ra và warm up giống cô hướng dẫn)*
- *I'm going to snip – snip - snip*
- *I'm only going to cut three pieces*

Bài học đơn giản chỉ là cắt play dough thành 3 mảnh nhưng con học được cách sử dụng kéo đúng cách. Chúc các con vui học.

2. Phonics

Ø **Mục tiêu bài học**

Ù Ôn tổng hợp các vowel

Ø **Chuẩn bị:**

Ù Mickey Monkey's ladder

Ù Mẹ viết sẵn U, u, I, i lên bảng

Ù Letter Picture Flashcards I, i, U, u

Ù Alphabet Flashcards Ii, Uu, Aa, Oo, Ee

Ø **Nội dung bài học**

- Do you see who's here? - Mickey Monkey
- Đọc các vowels
- Hát Vowel Song phiên bản cũ
- Hát Vowel Song phiên bản mới

Ù *A a a for apple*

Ù *E e e for elephant*

Ù *I i i for inchworm. Squirring all around*

Ù *O o o for ostrich. Living in the zoo*

Ù *U u u for umbrella. To keep the rain off you*

Ù *Now I say my vowels a e i o u*

Ù *Tell me what you think of the song I sang for you*

- Đọc Mickey Monkey's ladder
- *Tell me the name of the letters*
- Hát Vowel Song phiên bản mới
- Cô trao thẻ cho các con đọc âm của các vowels.
- Mẹ viết sẵn U, u, I, i lên bảng. Giờ con lên bảng chỉ vào chữ theo yêu cầu của cô
- *Can you find capital I. What does capital I say? – i i i*
- Đọc Mickey Monkey's ladder. Give me the sound three times
- Cô dùng flannel board để kiểm tra xem các con có nhận diện được các vowels đã học
- Hát bài If All The Raindrops
- How many vowels do we have? – 5
- *Can you tell me the names?*
- *Tell me the sound three times*

3. Writing (cursive)

Ø *Mục tiêu bài học*

Học viết little u

Ø *Chuẩn bị:*

Abc writing tablet, tr.6

Ø *Nội dung bài học*

- Hát ABC's Song
- Cô nói sơ lại về little i:

It starts on the red dot. Then we're gonna slant up to the dotted line. We're going to retrace back down the same line to the pink carpet. End in a smile and put on our Dot

- On our paper, we have a new letter that we are going to write. This is little u

- Little u starts on the red dot. We slant up to the dotted line. And then we're going to retrace down to the pink carpet. And then curve around back up to the dotted line.

Retrace back down and end in a smile

- Cô nói lại cách viết little u

We start at the red dot. We slant up to the dotted line. We trace back down to the pink carpet. Curve around back up to the dotted line. Retrace back down the same line going to the pink carpet and in a smile

- I am going to show you what we are going to do on our paper. Look at our cute little pets and there is a yellow umbrella.

I start at the red dot. I slant up. I retrace back down and curve around. I go back down and curve around. I retrace back up and retrace down and curve around. I go up. Retrace down and curve around

Turn your chairs into the table and let's prepare for writing

Mẹ phát giấy Abc writing tablet, tr.6

4. Activity Time

Ø Chuẩn bị:

1 tờ giấy và crayon

Ø Nội dung bài học

- Rainbow Colors

- Rain Rain Go Away (little “tên con” wants to play)

- I want you to come and tell me something fun. Maybe your fun thing to do when you go outside and play. Maybe it's somewhere fun you get to go and play at

- Cô phỏng vấn 1 số bạn

- William, what do you like to do outside? – I like to drive on a four-wheeled outside

- Angelina, what do you like to do outside? - I like to ride my bike.

- What color is your bike? – pink

- Lauren, what would you like to do outside that's so much fun? - I like to drive on my car

- Tell me some fun things? - I like to play at my house

- What's your favorite game you like to play outside? – hide and seek

- Tell me something fun – I like to ride my

- Cô kể về chiếc xe đạp của cô

- What else is something fun you like to do outside? - I like to ride my pink bike

- *I'm going to let you color on a piece of paper that's just blank. Blank means there's nothing on it*

- *I want you to draw your favorite thing you like to do outside*

Class stand. Turn your chairs quietly into the table

Mẹ phát giấy và bút cho con vẽ hoạt động mà con thích khi vui chơi bên ngoài

5. Numbers

Ø *Mục tiêu bài học*

Nhận diện số 1, 2, 3

Ø *Nội dung bài học*

- *Rickety Tickety. Clap with me. How many fingers do you see? – 3*

- *Rickety Tickety. Clap with me. How many fingers do you see? – 2*

- *Rickety Tickety. Clap with me. How many fingers do you see? – 3*

- *Count to ten*

- *Đọc poem:*

Ü *One two three four five*

Ü *Once I caught a fish alive*

Ü *Six seven eight nine ten*

Ü *Then I let him go again*

Ü *Why did you let him go?*

Ü *Because he bit my finger so*

Ü *Which finger did he bite?*

Ü *He bit the little one on the right*

- *Count in your brain that means we don't use our lips. They're not going to talk*
How many ladybugs do I have? - 1

Come find me the number one. Can you put a circle around the number one?

How many birdies I have? – 2

Come find me the number 2. Can you put a circle around the number 2?

Cả buổi học cô cứ nhai đi nhai lại one two three mọi người ạ

- *Hát bài Rain Rain Go Away rồi nghỉ mọi người ơi*

6. Phonics Review

Ø Chuẩn bị:

Ù Sách ABC – 123, trang 3 và crayon

Ù Alphabet Flashcards Ii, Uu

Ø Nội dung bài học

- Cô ôn lại letter Ii và Uu
- Đọc bài thơ “Itchy Inchworm”
- Cô hướng dẫn các con nhận biết capital I và little i. Tô màu bức tranh.

7. Language Enrichment

Ø Mục tiêu bài học

Học về Shapes tiếp nhé

Ø Chuẩn bị:

Readiness Skills K4, tr.23 và crayon

Ø Nội dung bài học

Today for language development, we have a fun paper to do

We have had Mr clown come in our last lesson. He was here and he was juggling his shapes and we've talked about our shapes. Let's name them together: triangle, circle, square, star, rectangle

On today's paper, we have those shapes. I see a triangle for our hat. I see squares for his eyes. I see a rectangle for his mouth right here and I see a great big circle for his face

Cô mời các bạn lên nhận diện các shapes

Come find me a square

Come find me a circle

I'm looking for a triangle

I'm looking for a rectangle

Class Stand Turn Your Chairs Quietly Into The Table

Mẹ phát giấy Readiness Skills K4, tr.23 cho con và cố gắng nói con làm theo chính xác lời cô. Tập tính kỷ luật nhé. Nhiều khi con bảo con không thích tô màu giống của cô mẹ cũng chiều theo ý con là cũng không hay.

Phần còn lại chủ yếu là làm theo hiệu lệnh của cô và đã được thầy viết chi tiết ở các bài đầu nên thầy không soạn lại nữa nhé.

LESSON 11

1. Skills Development

Ø **Mục tiêu bài học:** nghe kể chuyện

Ø **Chuẩn bị:** play dough, kéo

Ø **Nội dung bài học**

- Hát Good Morning Boys And Girls

Good morning boys and girls.

Good morning boys and girls.

I'm so glad you came to school.

Good morning boys and girls.

Good morning Mrs. Stewart.

Good morning Mrs. Stewart.

I'm so glad you came to school.

Good morning Mrs. Stewart.

I have a fun story for you today.

We love when amber lamb comes to school and she has a new story for us today. Look at amber lamb.

Look at her face right here.

What is right there in her face?

She's crying. she's got a tear on her face

Why do you think she might have a tear on her face? she would be sad

Let's find out what is wrong with Amber today?

Let's look at our picture.

Do you see her friend right here?

This is Lolly Lop Ears

It was play time at preschool.

Amber lamb and her bunny friend Lolly Lop Ears were playing on the swings in the schoolyard

“I can swing higher than you” Lolly said to Amber

“No, you can't” Amber said

Amber began pumping her feet back and forth

Amber began pumping her feet back and forth to make her swing go higher

Lolly did the same thing

Amber was trying so hard to beat Lolly that she did not really notice how high the swing was going

Suddenly Amber looked down

The grounds seem a long way away

The swing was going so higher and faster than Amber had ever gone before

She felt scared and began to cry

Her friend Button Bear heard Amber

He wanted to help her stop but he knew he could not run in front of the swings or behind them

Why do you think you can't run behind the swings or in front of them?- you could get hurt

Button called, “drag your feet on the ground, Amber”

he kept talking to Amber until she began to stop

“I win”, said Lolly “you're a baby Amber. You can't even swing high”

“I'm not a baby”, Amber yelled as she wiped the tear from her face

“Baby, baby” Lolly sang in a teasing voice

“It's okay, Amber”, Button Bear said softly “I don't think you're a baby”

Was Lolly Lop ears being very kind? - no

She was not being very kind but who was being kind to Amber? - Button Bear Button bear was being kind

Amber began to cry all over again because some of the boys and girls heard Lolly and they began to say “baby baby” too

“Stop saying that”, Button Bear said loudly to others, “Amber is our friend. Why are you being mean to her and making her feel bad?”

Were they making good choices? – no. They were letting Lolly Lop Ears decide what they were going to do

They were not making good choices

Lolly lop Ears wasn't making a good choice because she wasn't being kind

Lolly felt ashamed too but she did not want to admit it

“Amber cried like a baby”, Lolly said, “she was scared when she swang on the high”

Button Bear said, “everybody gets scared once in a while”

When the rain comes down, we get scared, don't we?

Sometimes when we have those big rainstorms it gets us a little bit scared

Button Bear said, “everybody gets scared once in a while that doesn't make them a baby.

Amber thought that sounded so silly that she began to giggle

She wiped the rest of the tears from her face and she just kept giggling

Button Bear and the others began to laugh too, Even Lolly Lop Ears

“I'm sorry Amber” Lolly said when she caught her breath

“I should not have called you names that was very mean”

Amber said, “I forgive you”

Amber replied, “let's swing again okay”

They played on the swings until playtime ended

If somebody gets hurt, we're going to pick them up

If we're trying to get in the line and somebody's right there you're going to let them in front of you you're going to be kind today

If you're playing with toys, you're going to be kind and share

2. Phonics

Ø Mục tiêu bài học

Học new letter Ee

Ø Chuẩn bị:

Alphabet Flashcards Ee

Ø Nội dung bài học

Đọc các vowels

How many vowels do we have? – we have 5 vowels

Hát Vowel Song

Đọc Vowel Chart

Cô mời các bạn đọc sentence của Uu và Ii

A a a for apple

E e e for elephant

I i i for inchworm. Squirring all around

O o o for ostrich. Living in the zoo

U u u for umbrella. To keep the rain off you

Now I say my vowels a e i o u

Tell me what you think of the song I sang for you

Cô dạy capital E

This is capital E. who is this? - capital E

Capital E reminds me of a great big elephant. It's got a tall stick and it's got three other sticks

Little e reminds me of being on the farm and somebody opened up the gate and let some of the animals out

Nhận diện capital E và little e

What does Ee say? – e e e

This is a hen

Đọc sentence về letter Ee

Capital E. Little e. Ee says e as in elephant. Ee says e e e

Cô trao thẻ và các con đọc sound của letter: e e e

3. Writing (cursive)

Ø *Mục tiêu bài học*

Ôn lại little u

Ø *Chuẩn bị:*

ABC writing tablet, tr.7

Ø *Nội dung bài học*

Hát ABC's Song

Cô nói sơ lại về little i:

It starts on the red dot. Then we're gonna slant up to the dotted line. We're going to retrace back down the same line to the pink carpet. End in a smile and put on our dot. Today we are going to write that new letter that we've been learning that looks like a great big smile and a little smile.

Cô nói sơ lại về little u:

We start at the red dot. We slant up to the dotted line. Retrace back down to the pink carpet. Curve back up to the dotted line. Retrace back down the same line to the pink carpet and end in a smile

Cô ôn lại về letter house:

What is this one called? – the upstairs

What is this one called? – the downstairs

What is this one called? – the basement

Turn Your Chairs Into The Table

Mẹ phát giấy ABC writing tablet, tr.7

4. Activity Time

Ø **Chuẩn bị:** sách K4 Bible Activity Book, tr. 3-4

Ø **Nội dung bài học:** tô màu

Hát bài Rain, Rain Go Away

Rain, Rain, go away.

Come again another day

..... wants to play.

Rain, Rain go away.

We have been talking about Adam and Eve

Where did they live? - in the garden of Eden

Today's paper is so exciting. Our paper that we're going to do today talks about the animals and the Garden of Eden

Look at Adam. Do you remember that job that God gave adam? – to name the animals

So today on our paper, we're going to color these animals

Class Stand. Turn your chairs quietly into the table

Mẹ phát giấy sách K4 Bible Activity Book, tr. 3-4 cho con và nhắc con làm theo hiệu lệnh của cô

5. Numbers

Ø **Mục tiêu bài học:** Nhận diện số 1, 2, 3

Ø **Nội dung bài học**

Đọc poem:

One two three four five

Once I caught a fish alive

Six seven eight nine ten

Then I let him go again

Why did you let him go?

Because he bit my finger so

Which finger did he bite?

He bit the little one on the right

Clap with me. One two three. Clap clap clap. Just like me

Pound with me. One two three. Pound pound pound. Just like me.

Rub with me. One two three. Rub rub rub. Just like me

Snap with me. One two three. Snap snap snap. Just like me

Fold with me. One two three. Fold fold fold. Just like me

Đếm từ 1-10

Can you bring me my first number? Nhận diện số 1, 2, 3

1 is a slanted stick

3 is a half a ball and a half a ball

Play order game.

Rickety Tickety. Clap with me. How many fingers do you see? – 3

Rickety Tickety. Clap with me. How many fingers do you see? – 1

Rickety Tickety. Clap with me. How many fingers do you see? – 2

What number looks like a half a ball and a half a ball? 3

What number looks like a swan with his tail sticking out? – 2

What number is a slanted stick? – 1

Clap to 10

Open shut them - open shut them

Give your hands one clap

Open shut them - open shut them

Fold them in your lap

6. Phonics Review

Ø Mục tiêu bài học

Học new letter Ee

Ø Chuẩn bị:

10 thẻ hình quả trứng và 10 thẻ hình gà con

Ø Nội dung bài học

Đọc Vowel Chart

What does Ee say? – e e e

Đọc sentence về letter Ee

Capital E. Little e. Ee says e as in elephant. Ee says e e e

Cô tráo thẻ và các con đọc sound của letter: e e e

Cô tráo thẻ và các con đọc sound của các letters

7. Language Enrichment

Ø Mục tiêu bài học

Học về Africa

Ø Nội dung bài học

Look right up here. Do you see this map I have?

If you look right here. This little part right here is the united states of america. That's where we live

We're going to travel all the way to a different part of our world that god made this part of the world is called africa

We're gonna talk about things that are in africa

Cô nói sơ về con người ở africa

This beautiful little girl right here. She lives in a place called kenya

This little girl is wearing a dress that maybe you would see a little girl wearing in kenya and she's got a headdress on that you might see a little girl wearing in kenya

She's not carrying bags of groceries. She went down to a market and she is carrying her her food that she bought (her groceries her vegetables) on her head

You might see little girls or mommies walking down the street carrying big bowls of food to their house

Cô dạy về nhà cửa ở africa

Do you see this right here? It's called a grass hut

Some people in africa live in a home that looks just like this. It's made of straw or grass. And it's made with wood and sticks and things like that.

Some people live in a building and some people live in an apartment or a house but out in the jungles that might be where you might see a grass hut

Cô dạy về 1 số animals ở africa

I want to show you some animals that you might see in africa

This animal right here with his spots and his long neck is a giraffe. God made the giraffes with his long neck. Do you know that he likes to eat leaves on the treetops? And god made the giraffe fast. You would think with that long neck that he wouldn't be very fast but he can get away from his enemies

Cô nói sơ về elephant

When we think of an elephant we think of our new letter e and what does e say? E e e

Cô nói về camel

This is a camel. Camels have these humps on their back. In the deserts of africa, it's really dry. There's not a lot of grass and there's not a lot of water. When the camel does get to drink, he drinks a lot. And then he can hold all that water so that when he's out in the desert, he doesn't need to take a lot of drink because there's not a lot of water out there.

Cô nói sơ về gorillas

There are gorillas with their long arms so they can go swing through the trees and they can live up in those trees and they can find their food like bananas

Cô nói sơ về lions

When god made the lion. The daddy lion has that big mane, and that tells other animals that he is the king of the jungle and that he is going to protect his family

Cô nói sơ về zebras

I always wonder is a zebra white with black stripes or is it black with white stripes. God made the zebra so special. It kind of looks like a horse. A zebra is white and black and he's fast too.

What is the animal that has the big hump on its back? – a camel

What is the animal that has the big mane around him to let the other animals he's going to protect his family? – a lion

LESSON 12

1. Skills Development

Ø *Mục tiêu bài học:* tô màu và dùng kéo

Ø *Chuẩn bị:* Readiness Skills, tr.25. Kéo. Crayons

Ø *Nội dung bài học*

- Hát Good Morning Boys And Girls

Good morning boys and girls.

Good morning boys and girls.

I'm so glad you came to school.

Good morning boys and girls.

Good morning Mrs. Stewart.

Good morning Mrs. Stewart.

I'm so glad you came to school.

Good morning Mrs. Stewart.

Look at our paper today

What color is this

What color is that? - yellow

Today we have to do two things on our paper

There are some dotted lines right here

Sometimes the dotted line means that we're going to draw on it

We're either going to use our pencil or our crayon today

Today we're going to use our crayon

Sometimes that dotted line means we're going to fold on it and sometimes that means we're going to cut with scissors

Today we're going to do two things

We're going to use our black crayon and we're going to make lines on our paper on those dotted lines

Those lines are going to help us to cut on the black lines

So we get to do two things

First we're going to take our black crayon

Xem cô hướng dẫn cách đồ nét

Class Stand Turn Your Chairs Quietly Into The Table

Mẹ phát giấy Readiness Skills, tr.25 cho con và để con tự làm nhé

2. Phonics

Ø *Mục tiêu bài học*

Học kỹ hơn về letter Ee

Ø *Chuẩn bị:*

Chuẩn bị trứng nhựa để thưởng cho con nếu có thể

Alphabet Flashcards Ee

Ø *Nội dung bài học*

How many vowels do we have? – we have 5 vowels

Đọc Vowel Chart

Hát Vowel Song

I'm gonna tell you the name of the letter and you're gonna tell me the sound

I say E, you say e

I say I, you say i

I say U, you say u

Cô ôn lại về letter Ee

Cô chỉ các letter trên bảng, nếu cô chỉ đến letter Ee thì các con đứng lên

Stand up when you see our new letter that Amber brought us

Đọc sentence về letter Ee

Capital E. Little e. Ee says e as in elephant. Ee says e e e

I want to play a different game. First I'm going to tell you a word, if you hear our new sound then you're gonna stand. If you don't hear our new sound then you're not going to stand

Elephant: đứng lên nào bé ơ

Egg: stand

Pat:

Pet: stand

Tim:

Cô trao thẻ các letters đã học, các con nhìn vào và đọc âm của các letters

Hát:

A a a for apple

E e e for elephant

I i i for inchworm. Squirming all around

O o o for ostrich. Living in the zoo

U u u for umbrella. To keep the rain off you

Now I say my vowels a e i o u

Tell me what you think of the song I sang for you

Cô mời 2 bạn lên bảng thi đấu. Cô đọc âm nào thì chọn letter đó. Mẹ cũng có thể chuẩn bị sẵn thẻ của các chữ e, i, u để con chọn cùng các bạn

3. Writing (cursive)

Ø *Mục tiêu bài học*

Ôn lại little u

Ø *Chuẩn bị:*

ABC writing tablet, tr.8

Ø *Nội dung bài học*

Hát ABC's Song

Nhận diện little i và little u trên bảng của cô

Both little i and little u live in the downstairs

Cô nói sơ lại về little u:

We start at the red dot. We slant up to the dotted line. Retrace back down to the pink carpet. Curve back up to the dotted line. Retrace back down the same line to the pink carpet and end in a smile

Cô nói về trang sách các con sẽ viết trong bài học

Let's look at our paper right here. On our paper, we have a daddy duck and his little ducklings. This is a daddy duck because the daddy duck has a green head. He's got green feathers on his head. The mommy duck has brown feathers. He's got some waves down there in the water. Let me show you how we're going to make those waves. We start on a red dot. We slant up then we're going to retrace and curve around. We retrace down and curve around and go back up. Retrace down and make a smile

Turn Your Chairs Into The Table

Mẹ phát giấy ABC writing tablet, tr.8

4. Activity Time

Ø *Nội dung bài học: đọc thơ, hát hò và diễn kịch*

Today for activity, we are going to do poems and sing a little bit and even act out a little bit

Poems are really special. Poems are written by people. I want to share some poems with you today

Our very first poem is by Robert Louis Stevenson. This is the person who wrote the poem

Whenever we say poems, we are going to say the person who wrote the poem (nhớ là khi đọc thơ thì luôn phải đọc tên tác giả bài thơ nhé)

Listen to this poem. It's called Happy Thoughts

The world is so full of a number of things

I'm sure we should all be as happy as kings

Tập tành đọc thơ Abeka. Các cô ABK dạy thơ kiểu đọc riết rồi sẽ thuộc. Các mẹ đừng ép con học thuộc lòng, cứ để con đọc theo cô là theo thời gian con sẽ tự thuộc nhé

I have another poem for you. This one you're going to love. I'm going to show you the pictures.

I want to show you the animals that are on this page. There's a beautiful black animal. There's a beautiful brown animal. There's one that's kind of red. There's a white one with pink eyes and there's a pretty little brown one

Listen to this poem. What Is It? by Mary Lewis Allen

*Tall ears,
Twinkly nose,
Tiny tail,
And hop, he goes!
What is he?
Can you guess?
I feed him carrots
And watercress.
His ears are long,
His tail is small
And he doesn't make any noise at all!
Tall ears,
Twinkly nose,
Tiny tail,
And hop, he goes!*

I have another fun poem for you now this poem can either be a poem or a song. It is so fun and I like to do it like a song. So we're gonna act it out. So you listen to the song first. Then we're going to hum it and then we're gonna sing it together

*Hey, diddle, diddle,
The cat and the fiddle,
The cow jumped over the moon;
The little dog laughed
To see such sport,
And the dish ran away with the spoon.*

This one is called Little Miss Muffet and I'm gonna need a little Miss Muffet and a spider

Mẹ và con xem kỹ và diễn kịch giống cô hướng dẫn. Mẹ và con thay phiên đóng vai Little Miss Muffet. Mỗi lần diễn thì nhớ mở đoạn cô đọc thơ và diễn khớp với lời thơ của cô

Little Miss Muffet
Sat on a tuffet,
Eating her curds and whey;
Along came a spider,
Who sat down beside her,
And frightened Miss Muffet away.

A tuffet is like a chair, a little stool

5. Numbers

Ø **Mục tiêu bài học:** học số 4

Ø **Chuẩn bị:** sách ABC-123, tr.5 và crayons

Ø **Nội dung bài học**

Hickory dickory dock
The mouse went up the clock
The clock struck one
The mouse went down
Hickory dickory dock

Cô tráo thẻ để ôn lại số 1, 2, 3

Cô giới thiệu number 4

Number four reminds me of writing on the school bus. When I was a little girl, I rode the school bus. I had to get up really early in the morning. Get myself dressed. My mom made me my lunchbox and then I would stand in front of my house and I would get on the school bus. But I had to stand in front of my house. I'd walk down to the corner. Get on the bus. We would drive all the way to school. So we're going to pretend we're driving all the way to PCA. Then we get out at the school and we walk all the way down to our classroom

Watch again. We're going to walk down to the stops. Drive all the way to school. Get out of the bus and walk all the way down to our classroom

We're gonna clap and stop at number four

We're gonna tap our shoulders four times

Let's tap our toes four times

Cô trao thẻ để các con nhận diện number four

Number four reminds me of going on the school bus

Class stand. Turn your chairs into the table

Mẹ phát sách ABC-123, tr.5 và tập cho con làm theo hướng dẫn của cô

6. Phonics Review

Ø *Mục tiêu bài học*

Học kỹ hơn về letter Ee

Ø *Chuẩn bị:*

Alphabet Flashcards các letters đã học

Ø *Nội dung bài học*

Hát: One Elephant Went Out To Play

How many vowels do we have? – we have 5 vowels

Đọc Vowel Chart nhắc con bắt chước sign language của cô

I say i, you say i

I say E, you say e

I say U, you say u

Đọc sentence về letter Ee

Capital E. Little e. Ee says e as in elephant. Ee says e e e

Đọc sentence các letters đã học

Đọc name của các letters đã học

Cô mời 2 bạn lên bảng thi đấu. Cô đọc âm nào thì chọn letter đó. Mẹ cũng có thể chuẩn bị sẵn thẻ của các chữ e, i, u để con chọn cùng các bạn

7. Language Enrichment

Ø Mục tiêu bài học

Học về England

Ø Nội dung bài học

We looked on our map right here and in this purple spot right here is Africa

What was one of those animals?- a lion, a tiger

What was that one that had the the hump on his back? – a camel

Today we are going to go to another place. Do you see this little blue spot right here?

This little blue spot on the map is called England. I want to tell you about some fun things about England

Cô nói về tên thủ đô của England

The first thing I want to tell you about is do you know that the capital of England is called London

Cô nói về là cờ

Do you see this flag right here? - this is called the British flag. It's got the red and the blue and the white

Cô nói về Big Ben

Look at this big tower right here. This tower is called Big Ben. Do you know why they call it Big Ben? - because inside of the tower has these big bells and the big bells inside of the tower is called Big Ben but a lot of people just call the whole tower, the whole clock tower Big Ben

A custom is something that everybody does all the time

Their custom is whenever they hear Big Ben go Bing Bing Bing Bing they know that it is three o'clock and it's tea time. And they're gonna have tea and cookies. They don't call it cookies they call it biscuits

Cô nói về 1 số từ tiếng Anh mà người England dùng khác với người Mỹ

This boy right here is playing soccer. Here in the United States of America we call it soccer but over in England they call it football because they kick it with their feet
If they were going to play football, they call it rugby.

Their baseball is called cricket

*They don't call it vegetable soup, they call it bubble and squeak
look at this man right here. This is called the palace guard. He's wearing black and
red. his hat is very big and it's like fuzzy
In England they don't have a president. They have kings and queens which means
they have Prince and princesses
The queen has to be guarded by the palace guards. They wear this red special red
jacket with these pretty gold buttons and these black pants and they wear that fuzzy
hat*

LESSON 13

1. Skills Development

Ø *Mục tiêu bài học:* tô màu

Ø *Chuẩn bị:* Readiness Skills, tr.27 và Crayons

Ø *Nội dung bài học*

Hát Good Morning Boys And Girls

Good morning boys and girls.

Good morning boys and girls.

I'm so glad you came to school.

Good morning boys and girls.

Good morning Mrs. Stewart.

Good morning Mrs. Stewart.

I'm so glad you came to school.

Good morning Mrs. Stewart.

Today's paper is going to be so much fun

Have you ever gone down to the beach?

Got inside of a boat and sailed out so far out to the sea

Maybe you saw the dolphins. Maybe you saw a big whale

Have you ever seen an octopus?

Today we are going to make an octopus on our paper

Let's look right here on our paper

Look right here, it has some fishies

Right here in the middle, we are going to make an octopus

I'm going to use my purple crayon

I'm going to take my paper and I'm going to turn my paper upside down

I'm gonna need my helper hand today not just to hold my paper

I'm going to use my helper hand because my hand is going to be my octopus

Watch this, I'm going to put my hand on my paper

I'm going to take my purple crayon

I'm going to start over here on my pinky and I'm going to go around my pinky. And then I'm gonna go around my next finger. I'm going to go around the next finger. I'm going to go around my next finger. And go around my thumb and then I'm going to go all the way around. And then I'm going to take my hand off. And then I'm going to finish it up just like that

But then I'm going to turn my paper around. We're gonna put a fun face in there. It's going to look like an octopus

Class Stand Turn Your Chairs Quietly Into The Table

Mẹ phát giấy Readiness Skills, tr.27 cho con và để con tự làm nhé

2. Phonics

Ø *Mục tiêu bài học*

Học kỹ hơn về letter Ee

Ø *Chuẩn bị:*

Alphabet Flashcards Ee

Ø *Nội dung bài học*

Đọc poem :

*Tall ears,
Twinkly nose,
Tiny tail,
And –hop, he goes!
What is he
Can you guess?
I feed him carrots
And watercress.
His ears are long,
His tail is small
And he doesn't make any
noise at all!*

*Tall ears,
Twinkly nose,
Tiny tail,
And – hop, he goes!*

Đọc sentence của Ee, Uu, Ii

How many vowels do we have? – we have 5 vowels

Đọc Vowel Chart

Hát Vowel Song

Hát:

*A a a for apple
E e e for elephant
I i i for inchworm. Squirming all around
O o o for ostrich. Living in the zoo
U u u for umbrella. To keep the rain off you
Now I say my vowels a e i o u
Tell me what you think of the song I sang for you*

Cô trao thẻ các letters đã học, các con nhìn vào và đọc âm và tên của các letters

*I say I, you say i
I say U, you say u
I say E, you say e*

Mẹ phát cho con 1 số thẻ chữ cái. Cô sẽ đọc tên letters đã học, khi con nghe cô đọc tên letter nào thì con sẽ tìm letter đó

Now I'm going to ask for a letter. You're going to bring it to me if you have it.

Cô trao thẻ và các con đọc âm 3 lần

Tell me the sound 3 times

3. Writing (cursive)

Ø *Mục tiêu bài học*

Ôn lại little e

Ø Chuẩn bị:

ABC writing tablet, tr.9

Ø Nội dung bài học

Hát ABC's Song

Nhận diện little i và little u trên bảng của cô

Cô nói sơ lại về little i:

It starts on the red dot. Then we're gonna slant up to the dotted line. We're going to retrace back down the same line to the pink carpet. End in a smile and put on a dot.

Cô nói sơ lại về little u:

We start at the red dot. We slant up to the dotted line. Retrace back down to the pink carpet. Curve back up to the dotted line. Retrace back down the same line to the pink carpet and end in a smile

Today we are going to learn to write a brand new letter.

Cô dạy viết little e

Upstairs – Downstairs - Basement

Our little e lives in the downstairs

It starts on the red dot in the downstairs. We're going to go up to the dotted line. Loop around and cross over to the pink carpet and end in a smile

Turn Your Chairs Into The Table

Mẹ phát giấy ABC writing tablet, tr.9

4. Activity Time

Ø **Chuẩn bị:** sách Art Project K4, tr.5-7

Ø **Nội dung bài học:** hôm nay học Art Project

Cô giới thiệu sơ về Art Project K4, tr.5-7

Let's look at our paper right here. It is a poem. It's One Two Buckle My Shoe

One two buckle my shoe

Three four shut the door

Five six pick up sticks

Seven eight lay them straight

Nine ten a big fat hen

Today we're going to color some of our paper and then we are going to cut it out

We're going to color brown on our shoe and we're also going to color brown on our sticks

We're going to pick up our black crayon and color the rest of our shoe right here

I'm going to use my red crayon and I'm going to color my hen red

My door right here is going to be green and my door handle is going to be orange just like this door handle right here. And then I'm going to cut my paper

Class stand. Turn Your Chairs Quietly Into The Table

Mẹ phát **Art Project K4, tr.5-7** cho con và cố gắng tập cho con làm theo hướng dẫn của cô.

5. Numbers

Ø **Mục tiêu bài học:** Ôn lại number 4

Ø **Nội dung bài học**

Clap with me. One two three. Clap clap clap. Just like me

Pound with me. One two three. Pound pound pound. Just like me.

Roll with me. One two three. Roll roll roll. Just like me

Snap with me. One two three. Snap snap snap. Just like me

Rickety Tickety. Clap with me. How many fingers do you see? – 3

Rickety Tickety. Clap with me. How many fingers do you see? – 2

Rickety Tickety. Clap with me. How many fingers do you see? – 1

How many times did I clap my hands? – 3

How do I know it's a 3? - because it's a half a ball and a half a ball

We have number 2. It looks like a swan with his tail feathers sticking out of the water

Remember we walk down to the bus stop. We're going to ride all the way to school .

Then we get out. And we walk all the way down to our classroom.

How many times did I clap my hands? – 1

Number one is a slanted stick

Play order game

I'm gonna draw my line from number one to my ladybug

Can you draw a line from number 2 to the ducks?

Will you come and draw a line from the number 3 to the birds

Cô tráo thẻ số để các con nhận diện number 4

6. Phonics Review

Ø Mục tiêu bài học

Học kỹ hơn về letter Ee

Ø Chuẩn bị:

Alphabet *Flashcards* các letters đã học

Ø Nội dung bài học

Đọc tên 5 vowels, vừa đọc vừa sử dụng sign language

Đọc âm của 5 vowels

Đọc sentence của các vowels

Cô tráo thẻ các letters đã học, các con nhìn vào và đọc âm và tên của các letters

Đọc sentence của letter E

Hát Vowel Song

Cô tráo thẻ và các con đọc âm 3 lần

Tell me the sound 3 times

Đọc vowel chart

7. Language Enrichment

Ø Mục tiêu bài học

Học về Eskimos

Ø Nội dung bài học

This person right here. He looks cold. We're going to need to put on a parka

A parka is something that you would wear if it's cold. But we don't call it a parka we call it a jacket

a parka is a special jacket that this boy right here is wearing

I want to tell you about this boy. This boy lives in Alaska. This boy he is a Native Alaskan or you could say an Eskimo

They use the fur like the animal fur to make some jackets and their gloves so that they can stay warm

The eskimos they call them mukluks

Do you see his animal right here? - it's a husky

this is a sled and the Eskimo will stand on the back of the sled and it will be moved by the dogs

People would build these houses and they were made out of ice. They're called igloos Alaska people live in regular houses but sometimes they still build these kind of houses when they want to go fishing

In Alaska they have an animal called a caribou. A caribou is kind of like a moose it's like a big moose

You could see the seals and they like to be in the water and swim well. They have seals, whales

They could get around in something called a kayak. It's like a boat

What is that an Eskimo, Native Alaskan wearing on his body? - he's wearing his parka

What are his boots called? - they're called mukluks

going to put your Muk locks on on your feet on your feet good job it is fun to learn about the native Alaskans

LESSON 14

1. Skills Development

Ø *Mục tiêu bài học:* tô màu

Ø *Chuẩn bị:* Readiness Skills, tr.29 và Crayons

Ø *Nội dung bài học*

Hát Good Morning Boys And Girls

Good morning boys and girls.

Good morning boys and girls.

I'm so glad you came to school.

Good morning boys and girls.

Good morning Mrs. Stewart.

Good morning Mrs. Stewart.

I'm so glad you came to school.

Good morning Mrs. Stewart.

Have you ever watched when you drive down the road with mommy and daddy in your car or your van?

You look outside and mommy comes to a stop.

Could be for two reasons:

Either she came to a stop sign and we stop and and think

She comes to a stop light

That stop light has three lights on it.

It has a red. What does a red mean? – stop

It has yellow. Do you know what yellow means? - yellow means very very slow

There's a green. What does it mean? - it means go

Red means Stop. Green means Go. Yellow means Very Very Slowly

On today's paper, we're going to do a stoplight

We're going to do this paper together

Do you see there are some dotted lines.

What does that mean we have to do? - we have to trace it

Sometimes it means we have to cut, not today

Sometimes it means we have to fold, not today

Today we're going to trace it and we're going to color

Let me show you the very first one. We're going to start on the red dot .

I'm gonna go around the circle just like this. Right back to the red dot and stop

I'm going to color it in. I'm only coloring in the red stops light because I'm only doing the red one

Then my red crayon is going to go back in my box

Class Stand Turn Your Chairs Quietly Into The Table

Mẹ phát giấy **Readiness Skills, tr.29** cho con và để con tự làm nhé

2. Phonics

Ø *Mục tiêu bài học*

Học kỹ hơn về letter Ee

Ø *Chuẩn bị:*

Vài thẻ có hình con ong và 1 cái vợt nhỏ để vợt ong

Alphabet Flashcards Ee

Ø *Nội dung bài học*

Đọc poem :

Tall ears,

Twinkly nose,

Tiny tail,

And –hop, he goes!

What is he

Can you guess?

I feed him carrots

And watercress.

His ears are long,

His tail is small

*And he doesn't make any
noise at all!*

*Tall ears,
Twinkly nose,
Tiny tail,
And – hop, he goes!*

How many vowels do we have? – we have 5 vowels

Đọc Vowel Chart

Hát Vowel Song

Come find me the one that says u u u (tìm letter U trên bảng)

Đọc sentence của letter Uu

Come find me the one that says e e e (tìm letter E trên bảng)

Đọc sentence của letter Uu

Come find me the one that says i i i (tìm letter I trên bảng)

Đọc sentence của letter Ii

Hát:

*A a a for apple
E e e for elephant
I i i for inchworm. Squirming all around
O o o for ostrich. Living in the zoo
U u u for umbrella. To keep the rain off you
Now I say my vowels a e i o u
Tell me what you think of the song I sang for you*

Cô trao thẻ các letters đã học, các con nhìn vào và đọc âm của các letters

Đọc sentence của các letter Uu, Ii, Ee

Đọc Vowel Chart

*I say E, you say e
I say I, you say i
I say U, you say u*

3. Writing (cursive)

Ø *Mục tiêu bài học*

Ôn lại little e

Ø *Chuẩn bị:*

ABC writing tablet, tr.10

Ø *Nội dung bài học*

Hát ABC's Song

Nhận diện little i và little u trên bảng của cô

Cô nói sơ lại về little i:

It starts on the red dot. Then we're gonna slant up to the dotted line. We're going to retrace back down the same line to the pink carpet. End in a smile and put on a dot.

Cô nói sơ lại về little u:

We start at the red dot. We slant up to the dotted line. Retrace back down to the pink carpet. Curve back up to the dotted line. Retrace back down the same line to the pink carpet and end in a smile

Cô nói sơ lại về little e:

Little e lives in the downstairs

I start on the red dot in the downstairs. I'm going to go up to the dotted line. Loop around and cross over to the pink carpet and end in a smile

Turn Your Chairs Into The Table

Mẹ phát giấy ABC writing tablet, tr.10

4. Activity Time

Ø **Chuẩn bị:** sách Art Project K4, tr.5-7

Ø **Nội dung bài học:** hôm nay hát hò nhé bé ơi

For activity today, we're going to sing lots of songs

1. Rainbow Colors

2. An Ant Is Such A Tiny Thing

3. The Wheel On The Bus

4. My Teddy Bear

5. If All The Raindrops

6. One Elephant Went Out To Play

5. Numbers

Ø **Mục tiêu bài học:** Ôn lại các số đã học

Ø **Nội dung bài học**

Rickety Tickety. Clap with me. How many fingers do you see? – 4

Rickety Tickety. Clap with me. How many fingers do you see? – 3

Rickety Tickety. Clap with me. How many fingers do you see? – 1

Rickety Tickety. Clap with me. How many fingers do you see? – 2

Đọc number chart

Cô tráo thẻ để các bạn đọc số

Chơi order game

Clap with me. One two three. Clap clap clap. Just like me

Pound with me. One two three. Pound pound pound. Just like me.

Roll with me. One two three. Roll roll roll. Just like me

Fold with me. One two three. Fold fold fold. Just like me

How many stars do I have: 4

How many buses did you find? – 2

How many buckets are there? – 1

How many flowers are there? – 3

6. Phonics Review

Ø Mục tiêu bài học

Học kỹ hơn về letter Uu

Ø Chuẩn bị:

ABC-123, tr.7

Ø Nội dung bài học

Đọc sentence của letter Uu

How many vowels do we have? – we have 5 vowels

Đọc Vowel Chart

Đọc sentence của letter Uu

Turn Your Chairs Into The Table

Mẹ phát giấy ABC-123, tr.7 và để con làm theo hướng dẫn của cô

7. Language Enrichment

Ø Mục tiêu bài học

Học về Eggs

Ø Nội dung bài học

1. Cô chỉ vào hen:

It's called a Hen

Mommy hen lays the eggs

Mommy hens live in the Henhouse

2. Cô nói về việc đập bể trứng để giới thiệu về Yolk (lòng đỏ)

Mom cracks the egg (mẹ làm bể quả trứng)

In the bowl, mom cracks the egg open (mẹ đập bể trứng bỏ vào tô)

Round yellow part inside the egg comes out. That is the Yolk.

Yolk is the part that you can eat

3. Cô nói về việc trứng nở thành gà con

Eggs become little chicks

Chicks dùng beak mổ vào vỏ trứng Shell kêu “peep, peep, peep” rồi chui ra khỏi Shell

Chicks run around out at the farm

4. Cô nói về trang trại nuôi gà

In big farm, they have hundreds of hens

Farmers will take eggs to the grocery stores, markets

5. Cô nói mẹ đi cửa hàng mua trứng, trứng thường được bỏ trong Egg cartons

*Mom goes to grocery store to buy eggs in **Egg cartons***

Mom cracks egg open and what is inside? – the..... Yolk

6. Cô nói về turtles and alligators lay eggs

Turtles lay eggs near the water

Alligators lay eggs near the water

7. Cô nói về birds lay eggs

All birds lay eggs in the nests

Some birds lay nests on the ground just like the hens does

Some birds make nests up inside the tree

*When the birds are ready to come out, they take their little beak and they ...mồ.. peep
peep peep*

8. Cô kể về sở thích khoái ăn trứng của cô

9. Cô kể cách mua hens ở store và nuôi hens

You can go to special stores to buy hens

You feed the hens the right things

Keep the hens in your backyard

Go out to collect the eggs

Carry eggs carefully

10. Tóm tắt bài học

Hens lay eggs.

Birds lay eggs

Turtles lay eggs

Alligators lay eggs

Frogs lay eggs

What's this called? Henhouse

What's this animal called? A hen

LESSON 15

1. Skills Development

Lesson 15 không có video nên các con được nghỉ

2. Phonics

Ø Mục tiêu bài học

Ôn kỹ về các vowels đã học

Ø Chuẩn bị:

Chuẩn bị thẻ hình chiếc là rồi ghi các vowel lên sau đó dán lên bảng

Alphabet Flashcards Ee

Ø Nội dung bài học

Đọc poem :

Cô đọc bài thơ “Itchy Inchworm”

You bump and you bump as you crawl across the ground

I giggle as you wiggle and you wriggle all around.

I like to watch you pinch, then you stretch, and you squirm.

You’re a funny little caterpillar, Itchy Inchworm!

What does our caterpillar remind us of what letter? – Ii

What does Ii say? – i i i

Đọc Vowel Chart

Hát Vowel Song

How many vowels do we have? – we have 5 vowels

Cô trao thẻ các letters đã học, các con nhìn vào và đọc âm của các letters

Cô trao thẻ các letters đã học, các con nhìn vào và đọc tên của các letters

Mẹ phát cho con 1 số thẻ chữ cái. Cô sẽ đọc tên letter đã học, khi con nghe cô đọc tên letter nào thì con sẽ tìm letter đó

Now I’m going to ask for a letter. You’re going to bring it to me if you have it

Come and find little i

Các bạn lên bảng tìm chiếc lá có letter cô đọc

3. Writing (cursive)

Ø Mục tiêu bài học

Ôn lại little e

Ø Chuẩn bị:

ABC writing tablet, tr.11

Ø Nội dung bài học

Hát ABC's Song

Nhận diện little i và little u trên bảng của cô

Cô nói sơ lại về little u:

We start at the red dot. We slant up to the dotted line. Retrace back down to the pink carpet. Curve back up to the dotted line. Retrace back down the same line to the pink carpet and end in a smile

Cô nói sơ lại về little e:

Little e lives in the downstairs

I start on the red dot in the downstairs. I'm going to go up to the dotted line. Loop around and cross over to the pink carpet and end in a smile

Cô nói sơ về trang giấy trong bài học:

*Let's look right here on our paper. We are going to go fishing. Look! Remember this little guy right here? we talked about him. It's an Eskimo or a Native Alaskan
What is he wearing? – a parka*

Look what he's doing. He built his igloo, his little house and he went fishing and caught a fish. we're gonna trace our lines all the way to the fish

Cô hướng dẫn viết loop:

I start at the red dot. I'm gonna slant up. I'm going to Loop toward the houses. Cross over to the pink carpet and end in a smile. Cứ nói kiểu như thế đến gì viết xong cái loop

Turn Your Chairs Into The Table

Mẹ phát giấy ABC writing tablet, tr.11

4. Activity Time

Lesson 15 không có video bài học môn Activity time

5. Numbers

Ø *Mục tiêu bài học: Ôn lại các số đã học*

Ø *Chuẩn bị: vài thẻ hình chiếc lá*

Ø *Nội dung bài học*

I have the cutest teddy bear

When I go to sleep, he's always there

If you would like to meet him too

Come over and I'll introduce him to you

Clap to ten

Tap your shoulders four times

Tap your knees three times

Đọc number chart

Hickory dickory dock

The mouse went up the clock

The clock struck one

The mouse went down

Hickory dickory dock

Đọc number chart

Tall ears

Twinkly nose,

Tiny tail,

And hop-he goes.

What is he?

Can you guess ?

I feed him carrots

And watercress.

His ears are long.

His tail is small.

He doesn't make any noise at all.

Tall ears .

Wrinkly nose.

Tiny tail.

And hop. Off he goes.

Cô tráo thẻ để con nhận diện số

Chơi order game (game ngày nào cũng chơi để con nhận diện thứ tự các số 1 cách tự động)

Chơi trò đếm tranh

How many pictures do I have here?

Chơi trò nhặt lá. Cô gior số bao nhiêu thì con nhặt bấy nhiêu là

How many leaves am I going to get?

One two three four five

Once I caught a fish alive

Six seven eight nine ten

Then I let him go again

Why did you let him go?

Because he bit my finger so

Which finger did he bite?

He bit the little one on the right

6. Phonics Review

Ø Mục tiêu bài học

Ôn kỹ về các vowels đã học

Ø Chuẩn bị:

Chuẩn bị thẻ hình chiếc lá

Alphabet Flashcards các letters đã học

Ø Nội dung bài học

Hát Vowel Song

Tìm các letters đã học trên bảng của cô và đọc sentence

Cô tráo thẻ các letters đã học, các con nhìn vào và đọc âm của các letters

Cô tráo thẻ các letters đã học, các con nhìn vào và đọc tên của các letters

Cô đọc từ có âm của các vowel đã học cho các con tập nhận diện

7. Language Enrichment

Ø Mục tiêu bài học

Học về Thomas Edison

Ø Nội dung bài học

Today I want to tell you about a man that lived a very long long time ago. His name is Thomas Edison. This is a picture of Thomas Edison and he did something great for our country

He is called an inventor. An inventor is somebody who invents something to make things easier for us and he made something to make life a little bit easier for us

Very long time ago, they didn't have light switches like we have

I'm using my light switch

When Thomas Edison was a boy and as he was a teenager and was getting older, they didn't have electricity so what they would do when it was dark outside they would have to use fire to help light the way

one way they would use something like a candle

A lantern is like a a box

Candles and lanterns weren't very safe

Thomas Edison really wanted to try and make things easier. He tried all kinds of different ways to make things easier

He created the light bulb. It's very fragile. This one is made of glass

This metal part right here. This is how the electricity comes and you screw it in and then inside has these special wires and the wires is what helps the electricity so when you screw it in and you turn on those switches.

When you want toast in the morning or you want to use your yummy things that you want to put in a toaster you can just plug it

When Mommy needs to blow dry her hair, she can plug in her hair dryer. Because it runs with electricity

LESSON 16

1. Skills Development

Ø *Mục tiêu bài học:* story

Ø *Nội dung bài học*

- Hát Good Morning Boys And Girls

Good morning boys and girls.

Good morning boys and girls.

I'm so glad you came to school.

Good morning boys and girls.

Good morning Mrs. Stewart.

Good morning Mrs. Stewart.

I'm so glad you came to school.

Good morning Mrs. Stewart.

Let's look at this picture

Dylan here, he is going to the store with his daddy

He worked so hard all week

He did his very best all week

He had something called self control

Self control means that you're making your body obey, you're making your body do your best. You're not going to play with your clothes all day long. You're going to obey and be diligent

You're not going to make noises. You're not going to distract your friends from learning. You're making your body obey

And Dylan did that all week long

And his daddy said if you do your best, then you can go to the store and get a special blessing

Because we've been learning that obedience brings blessings

Look at Dylan

Do you see what he's doing? - he's holding his daddy's hand. He's not pulling away from his daddy. And he's looking at everything

He's looking with his eyes

He's thinking in his brain

He's being calm

He's using self control

He decided what he wanted to pick

He wanted to pick those robots down there

What if he went to the store, and tried to pull away from daddy and started to go:

Ü Can i have this?

Ü No I want this

Ü No let me have this

Ü No I like this better

Ü Can I have one of these?

Ü And started yelling and throwing things on the floor

Would that be using self control? – no. That would be out of control

Dylan is not looking like he is in control here

He looks like he is not making his body obey

When Dylan went to the store and was doing his very best job

You can have self control when you're sitting so still and you're just listening and you're not playing with things around you

You're making your hands have self control when you go to the store with mommy and you stay right by mommy and you don't go:

Ü Can i have this?

Ü Throw things in her car

Ü Interrupt her when she's talking to people

You're making your body have self control

Cô kể story about Amber Lamb:

Let's look at Amber

She looks kind of sad here

Let me tell you what happened

On this day her mommy said, "We're gonna go to the grocery store. I have to make my list"

So she took her paper and she made a list, "We need eggs and milk and butter"

And then she said, "when we're all done at the grocery store, Amber if you're a good girl and you do your best then we'll go out to eat"

Because she knew Amber was going to be hungry when all their errands were done

They went to the grocery store and they were going down the aisle and they were walking

Amber was walking right by the cart with her mommy

And she said, "amber, can you grab that loaf of bread"

And Amber got the loaf of bread and put it in the cart

So she got the eggs and she put them in the cart and she got the milk and then she let Amber pick out a special yummy treat. Maybe she got some cookies or something

And then they ran into a friend

And Amber stood there. And she was so quiet. She didn't try to talk to mommy

She didn't go:

Mommy, mommy. We have to hurry. I am so hungry

No she was using self control

And she just stood there and smiled

And waited for mommy to be done talking to her friend

And then all of the sudden, Amber saw Mrs penguin and Mrs Penguin had a brand new baby

And she wanted to see her brand new baby. So she ran over and she ran away from her mommy

And she ran over to see that Mrs Penguin but Mrs Penguin went down another aisle

And when she was all done talking and Mrs Penguin walked away

All the sudden Amber looked around and she couldn't find mommy. And then she began to cry

But she remembered that mommy said, “if we ever got separated, don't run around the store, have self control and stand still and I will find you”

That's what Amber did. She got sad and scared

But she did what mommy told her to do and she had self control and she stood still

And then her mommy found her

2. Phonics

Ø Mục tiêu bài học

New letter: Aa

Capital A. Little a. A says a as in apple. A says a a a

Ø Chuẩn bị:

Alphabet Flashcards Aa

Ø Nội dung bài học

Ü A a a for apple

Ü E e e for elephant

Ü I i i for inchworm. Squirring all around

Ü O o o for ostrich. Living in the zoo

Ü U u u for umbrella. To keep the rain off you

Ü Now I say my vowels a e i o u

Ü Tell me what you think of the song I sang for you

How many vowels do we have? – we have 5 vowels

Đọc Vowel Chart

Đọc sentence về letter Ee, Uu và Ii

Capital E. Little e. Ee says e as in elephant. Ee says e e e

I say U, you say u

I say E, you say e

I say I, you say i

Cô cho các con nhận diện tên các letter đã học

What's the name of this letter? – little u

Little u looks like a coffee cup

Học letter Aa

Hát An Ant Is Such A Tiny Thing

This is capital A

Who is this? – capital A

Let me show you what it reminds me of. I like to go camping. When we go camping outside, sometimes you can go in a tent so it kind of reminds me of a tent or like a tepee.

The teepee has a little window

So capital A reminds me of a tall tepee with a little window

This is little a

Little a reminds me of an apple with a little stick

What does Aa say? – a a a

Capital A. Little a. A says a as in apple. A says a a a

Cô mời từng bạn lên đọc name và sound của letter Aa

3. Writing (cursive)

Ø Mục tiêu bài học

Viết little a

Ø Chuẩn bị:

ABC writing tablet, tr.12

Ø Nội dung bài học

Hát ABC's Song

Cô nói sơ lại về little e:

It starts on the red dot in the downstairs. We're going to go up to the dotted line.

Loop around and cross over to the pink carpet and end in a smile .

Cô dạy little a:

We start at the red dot. We curve down and around to the pink carpet. We go up to the red dot and stop and think. We're going to retrace down the same line to the pink carpet and end in a smile

Turn Your Chairs Into The Table

Mẹ phát giấy ABC writing tablet, tr.12

4. Activity Time

Ø **Chuẩn bị:** sách K4 Bible Activity Book, tr. 5-6. Crayons.

Ø **Nội dung bài học:** tô màu

Our paper has to do with something that God made

*He made a promise to Noah. And he put something in the sky to remind us of that
God created our beautiful world. And then he had to destroy because children and
mommies and daddies and people and all kinds of people were choosing not to obey*

We're working on self control today

But then after the flood, the world was made beautiful again

And today we're going to make a rainbow

And let's sing about the rainbow

Hát Rainbow Colors

*Look right here. It says God sent a rainbow. Right after the animals got to come out
of the ark, noah came out of the ark. And then Noah built that altar to thank God.*

Because we need to be thankful

We're going to make that rainbow today

I'm going to show you what we're going to do now

*We're going to color so carefully. Because when we have to go so slow to stay in
between the red and the orange lines. Then to stay in between the orange and the
yellow line and then the green and then the blue and then the purple*

Class Stand. Turn your chairs quietly into the table

Mẹ phát giấy sách K4 Bible Activity Book, tr. 5-6 cho con và nhắc con làm theo hiệu lệnh của cô

5. Numbers

Ø *Mục tiêu bài học: Nhận diện số 1, 2, 3, 4*

Ø *Nội dung bài học*

Ü *I have the cutest teddy bear*

Ü *When I go to sleep, he's always there*

Ü *If you would like to meet him too*

Ü *Come over and I'll introduce him to you*

Count to four

Đọc poem:

Ü *One two three four five*

Ü *Once I caught a fish alive*

Ü *Six seven eight nine ten*

Ü *Then I let him go again*

Ü *Why did you let him go?*

Ü *Because he bit my finger so*

Ü *Which finger did he bite?*

Ü *He bit the little one on the right*

Can you find the number that's half a ball and half a ball - 3

Tap your nose three times

I'm looking for the number that is: I go down to the stoplight or the stop sign. I wait for my bus and I get on the bus and I go to school and this number is very fun. It's got lots of sticks – 4

Touch your chin four times

I need the number that's a slanted stick – 1

Ü *Hickory dickory dock*

Ü *The mouse went up the clock*

Ü *The clock struck one*

Ü *The mouse went down*

Ü *Hickory dickory dock*

Count từ 1-10

Mẹ gắn 10 trái táo lên cây và tìm cho con cái basket để con hái táo

- Ü *Way up high in an apple tree,*
- Ü *Two little apples smiled at me*
- Ü *I shook that tree as hard as I could*
- Ü *Down came these apples,*
- Ü *Mmmmmmm, they were good*

6. Phonics Review

Ø **Mục tiêu bài học:** ôn lại các vowels đã học

7. Language Enrichment

Ø **Mục tiêu bài học**

Học về Apple

Ø **Nội dung bài học**

- Ü *Way up high in an apple tree,*
- Ü *Two little apples smiled at me*
- Ü *I shook that tree as hard as I could*
- Ü *Down came these apples,*
- Ü *Mmmmmmm, they were good*

I'm so excited to share with you more things about apples

Where do apples come from? Do apples grow out of the ground? - Apples grow only on apple trees

Most of the time, we can go to the grocery store and get apples

What color are apples? - There are red apples, green apples, and yellow apples

Most red and yellow apples are sweet, and green apples may be sour

Cô có tâm hồn ăn uống nên toàn kể các món được chế biến từ apple

Do you see these little pink flowers right here? - these are called blossoms

What color are the flowers on the apple tree? The flowers, or blossoms, are pink, and they smell very sweet.

In the spring, the pink flower starts to grow

What animal do you see? Bees like to visit the blossoms, it helps the blossoms to grow

Apples are green at first. The little green apples grow all summer. When they are big enough, the apples may change color. Some kinds of apples stay green, but some apples will turn red and some will turn yellow

In the fall, the farmer will get his baskets and people will go and start picking apples off the tree

Sometimes they even use big trucks and big machines that shake the tree so hard

Inside of the apple is a shape

There's a few things inside of our apple

The fruit is inside of our apple

The fruit is white

This part is the skin of the apple

What's inside of our apple – seeds

squirrels and other animals eat the apple. They drop the seeds and then the seeds get in the ground

You can see that there is a star, it has the core.

This is the fruit and this is the yummy part

Where do the apples grow? – on a tree

What are these little brown things called? – seeds

What is this white part called? - the fruit

What is that insect? – bees

What kind of bee? – bumblebee

LESSON 17

1. Skills Development

Ø *Mục tiêu bài học:* tô màu và dùng kéo

Ø *Chuẩn bị:* Readiness Skills, tr.31. Kéo. Crayons

Ø *Nội dung bài học*

- Hát Good Morning Boys And Girls

Good morning boys and girls.

Good morning boys and girls.

I'm so glad you came to school.

Good morning boys and girls.

Good morning Mrs. Stewart.

Good morning Mrs. Stewart.

I'm so glad you came to school.

Good morning Mrs. Stewart.

On our paper, look at all these colors

That looks like the colors of the rainbow and we're going to color and cut today

Let's look at this first one right here

There's a word right here. And it's going to tell us what we're going to color

What color is that word? – it's orange

We're gonna color with our orange crayon

But watch what I'm gonna do. I'm gonna color in the same direction. I'm going to color back and forth

And we're gonna get to color this orange stripe first

And then we're going to stop. And we're gonna wait for the teacher. And we're gonna do the next one together

Class Stand Turn Your Chairs Quietly Into The Table

Mẹ phát giấy Readiness Skills, tr.31 cho con và cố gắng để con tự làm theo cô nhé

2. Phonics

Ø *Mục tiêu bài học*

Học kỹ hơn về letter Aa

Ø *Chuẩn bị:*

Cây táo và vài thẻ hình quả táo

Alphabet Flashcards Aa

Ø *Nội dung bài học*

Hát An Ant Is Such A Tiny Thing

Đọc Vowel Chart

Hát Vowel Song

Đọc thơ Apple Tree

Ü *Way up high in an apple tree,*

Ü *Two little apples smiled at me*

Ü *I shook that tree as hard as I could*

Ü *Down came these apples,*

Ü *Mmmmmmm, they were good.*

Đọc Vowel Chart

Ü *A a a for apple*

Ü *E e e for elephant*

Ü *I i i for inchworm. Squirming all around*

Ü *O o o for ostrich. Living in the zoo*

Ü *U u u for umbrella. To keep the rain off you*

Ü *Now I say my vowels a e i o u*

Ü *Tell me what you think of the song I sang for you*

I'm looking for a letter that says i i i

I'm looking for a letter that says e e e

I'm looking for a letter that says a a a

If I'm gonna say the sound, you bring it to me (đọc sound của letter nào thì con nhặt thẻ letter đó cho mẹ)

Cô tráo thẻ cho các con say the sound của các letters

I say I, you say i

I say U, you say u

I say E, you say e

I say A, you say a

Capital A. Little a. A says a as in apple. A says a a a

Capital A reminds me of a tall tepee with a little window

Little a reminds me of an apple with a little stick

Capital A. Little a. A says a as in apple. A says a a a

Cô tráo thẻ cho các con say the sound và the name của các letters

3. Writing (cursive)

Ø *Mục tiêu bài học*

Ôn lại little a

Ø *Chuẩn bị:*

ABC writing tablet, tr.13

Ø *Nội dung bài học*

Upstairs – Downstairs – In The Basement – This Is Where Our Letters Live

Hát ABC's Song

Cô ôn lại little a:

We start at the red dot. We curve down and around to the pink carpet. We go up to the red dot and stop and think. We're going to retrace down the same line to the pink carpet and end in a smile

Turn Your Chairs Into The Table

Mẹ phát giấy ABC writing tablet, tr.13

4. Activity Time

Ø *Nội dung bài học:* đọc thơ, hát hò và diễn kịch

Today for activity, we're going to act out the gingerbread man

Listen to this poem. It's called Happy Thoughts

Ü *The world is so full of a number of things*

Ü *I'm sure we should all be as happy as kings*

This next poem talks about a little tiny rabbit

Ü *Tall ears,*

Ü *Twinkly nose,*

Ü *Tiny tail,*

Ü *And hop, he goes!*

Ü *What is he?*

Ü *Can you guess?*

Ü *I feed him carrots*

Ü *And watercress.*

Ü *His ears are long,*

Ü *His tail is small*

Ü *And he doesn't make any noise at all!*

Ü *Tall ears,*

Ü *Twinkly nose,*

Ü *Tiny tail,*

Ü *And hop, he goes!*

I want to do another fun one. This is called Hands On Shoulders

Ü *Hands on shoulders*

Ü *Hands on knees*

Ü *Hands behind you if you please*

Ü *Touch your shoulders*

Ü *Now your nose*

Ü *Now your hair*

Ü *And now your toes*

Ü *Hands up high in the air*

Ü *Now at your sides*

Ü *Now touch your hair*

Ü *Hands up high as before*

Ü *Now clap your hands 1 2 3 4*

We're going to act out the Gingerbread Man

Now this book says the Gingerbread Boy. But we're gonna call him the Gingerbread Man

And I need some helpers

The first person in this story is a little old woman. She's got to put her apron on because she's gonna cook a yummy gingerbread boy. you're gonna pretend to bake We're gonna need a little old man. He's like a farmer. so I'm gonna put this farmer scarf on you

I'm gonna need a gingerbread man. You're gonna pretend that you are making a gingerbread

Cô kể story:

A great many years ago, a little old woman and a little old man lived in a little house near the edge of the woods. One day the little old woman decided to surprise the little old man and she decided to bake a delicious gingerbread man. First she cut the dough just right and shaped it into place in the cookie sheet. Then she added her gumdrop eyes and candy for the mouth and some raisin buttons. And the gingerbread boy would be all ready to go.

Bà già nhỏ nói: *I made you some cookies*

Ông nông dân nhỏ nói: *I can't wait*

When she was finished making the gingerbread boy, she placed them in the oven to bake. And soon it smelled so good. After a while, she decided to open the oven

Bà già nhỏ đi mở lò nướng ra nào

The little old woman could hardly believe her eyes. The gingerbread man ran out

Gingerbread man chạy lòng vòng nào

As he was running, he said, "I'm the gingerbread man. I'm as fresh as I can be. I can run so fast. You can't catch me"

The little old man and the little old woman ran after Gingerbread boy. But they could not catch him. Soon the gingerbread boy came to a field where there were apple pickers. And they said "there's a fresh gingerbread boy" and the gingerbread boy sang "I'm the gingerbread man. I'm as fresh as I can be. I can run so fast. You can't catch me"

Then he came to some farmers. And the farmer said, "oh there's a gingerbread man. We're hungry. We've been working so hard. We want to eat the gingerbread boy" So they ran after the gingerbread boy. The ginger man said, "I'm the gingerbread man. I'm as fresh as I can be. I can run so fast. You can't catch me"

Then a kitty cat came and said, "I want to eat you". The ginger man said, "I'm the gingerbread man. I'm as fresh as I can be. I can run so fast. You can't catch me"

And then there was a little doggy. The little dog said, "you look delicious". "I ran away from the little woman. I ran away from little man. The apple pickers. The farmer. The kitty cat and I'll run away from you"

And even the doggy couldn't catch him. The doggy went back to his home, too. And then there was a wolf. And the wolf saw the gingerbread. He said, "I ran away from the little woman. I ran away from little man. The apple pickers. The farmer. The kitty cat and I'll run away from you"

The wolf said, "I'm not even hungry. I don't even want to eat you" and the wolf and the gingerbread man decided to go for a walk. The sly old fox had an idea. he said, "why don't you jump on my shoulders and I'll take you across". So he jumped on his shoulders and they went across the river. And he started to get down deeper and deeper. And the little gingerbread man said, "my legs are getting soggy". The wolf said, "why don't you get on top of my head". So he said okay. And the wolf got even lower. He got wet again and he said "I'm getting wet". The wolf said, "why don't you jump on my big nose". And that wolf swam a little bit. And then he flipped his head up. And the gingerbread man went up in the air. And he ate him right up. That's the end of the gingerbread man

5. Numbers

Ø *Mục tiêu bài học: Cô giới thiệu số 5*

Ø *Chuẩn bị: sách ABC-123, tr.9 và crayons*

Ø *Nội dung bài học*

Ü *I have the cutest teddy bear*

Ü *When I go to sleep, he's always there*

Ü *If you would like to meet him too*

Ü *Come over and I'll introduce him to you*

Clap to ten

Count to four

Mẹ dán thẻ số 1 2 3 4 lên bảng. Cô vỗ tay và con lên chọn số

Cô giới thiệu số 5

Let's see what number 5 looks like. It's a man with a big tummy and his baseball cap

Cô trao thẻ số để các con nhận diện số 5

we are going to color our Gingerbread Man paper

This number is not a man with a big belly and a hat. It's number 3

Class stand. Turn your chairs into the table

Mẹ phát sách ABC-123, tr.9 và tập cho con làm theo hướng dẫn của cô

6. Phonics Review

Mục tiêu bài học: ôn lại các sound và name của các vowels

7. Language Enrichment

Ø *Mục tiêu bài học*

Học về Ants

Ø *Nội dung bài học*

Today I want to tell you about one of god's little creatures that he made

It's called an ant

Do you see this picture right here? - this picture is of an ant

I'm gonna tell you all about what they do

Whenever we see a big pile, it's called a mound

These are called tunnels

They're worker ants

They have jobs to do:

Some of their jobs is to dig those tunnels

Some of their jobs is to come out of the tunnels and to go out and to find food

This ant is carrying a leaf and they like to eat leaves

Some of their jobs is to protect the baby ants

There's a very special ant that lives inside of the tunnel. She's called the queen ant

They have these other things down here called aphids. The aphids have something yummy inside it called honeydew

The ant has 3 parts. This is the head of the ant. Then there's the thorax. The thorax is like the middle. And then the abdomen. And that's the bottom part of the ant

An ant is called an insect. it's got 6 legs. So if you see a bug that has 6 legs, it's an insect

Those are not legs. Those are called antennae

Where do ants live? - down in the ground

What's inside the aphids? - the yummy honeydew

This bug is called an insect

Thầy soạn thêm về ants

Ants are tiny animals called insects

Ants have 3 parts

How many legs does an ant have? – 6

Where do ants live? - in the ground

Which ant is the biggest ant? - The biggest ant is the queen ant

LESSON 18

1. Skills Development

Ø *Mục tiêu bài học:* tô màu

Ø *Chuẩn bị:* Readiness Skills, tr.33. Crayon. Pencil

Ø *Nội dung bài học*

Hát Good Morning Boys And Girls

Good morning boys and girls.

Good morning boys and girls.

I'm so glad you came to school.

Good morning boys and girls.

Good morning Mrs. Stewart.

Good morning Mrs. Stewart.

I'm so glad you came to school.

Good morning Mrs. Stewart.

On today's paper, and look right here. We have some doggies right here. And they have their own house to live in

This doggy has a bone and he wants to get his bone all the way across to his house

We're gonna use our pencil today

And I'm going to touch the red dot

I'm going to go all the way across

Look how slow I'm going. Because I don't want to fall off the lines to the house

Because I'm going to get my dog bone all the way to the red and yellow house

And then we're going to do the same over here

But we're not going to go straight across

But we're still going to stay on the dotted lines

We're going to follow directions today

We're going to listen with our ears

We're gonna think in our brain and watch with our eyes

Let's work hard and be diligent today

Class Stand Turn Your Chairs Quietly Into The Table

Mẹ phát giấy **Readiness Skills, tr.33** cho con và cố gắng để con tự làm theo cô nhé

2. Phonics

Ø **Mục tiêu bài học**

Học kỹ hơn về letter Aa

Ø **Chuẩn bị:**

Viết sẵn lên bảng: Sam pan tap ham

Ø **Nội dung bài học**

Ü *A a a for apple*

Ü *E e e for elephant*

Ü *I i i for inchworm. Squirring all around*

Ü *O o o for ostrich. Living in the zoo*

Ü *U u u for umbrella. To keep the rain off you*

Ü *Now I say my vowels a e i o u*

Ü *Tell me what you think of the song I sang for you*

Đọc Vowel Chart

Hát Vowel Song

Đọc sentence của Ee, Uu, Ii, Aa

Capital A reminds me of a tall tepee with a little window

Little a reminds me of an apple with a little stick

Capital A. Little a. A says a as in apple. A says a a a

Remember the ants have 6 legs. 6 legs and that makes it an insect

Sam pan tap ham

Come find the new letter that says a a a

Hát An Ant Is Such A Tiny Thing

Cô trao thẻ các letters đã học, các con nhìn vào và đọc âm và tên của các letters

Capital A. Little a. A says a as in apple. A says a a a

3. Writing (cursive)

Ø *Mục tiêu bài học*

Ôn lại little a

Ø *Chuẩn bị:*

ABC writing tablet, tr.14

Ø *Nội dung bài học*

Hát ABC's Song

Nhận diện little i và little u trên bảng của cô

Cô nói sơ lại về little i:

It starts on the red dot. Then we're gonna slant up to the dotted line. We're going to retrace back down the same line to the pink carpet. End in a smile and put on a dot.

Cô nói sơ lại về little u:

We start at the red dot. We slant up to the dotted line. Retrace back down to the pink carpet. Curve back up to the dotted line. Retrace back down the same line to the pink carpet and end in a smile

Cô ôn lại little a:

We start at the red dot. We curve down and around to the pink carpet. We go up to the red dot and stop and think. We're going to retrace down the same line to the pink carpet and end in a smile

Turn Your Chairs Into The Table

Mẹ phát giấy ABC writing tablet, tr.14

4. Activity Time

Ø *Chuẩn bị:* sách Art Project K4, tr.9-10. Crayons và màu nước nữa nha

Ø *Nội dung bài học:* hôm nay học Art Project

Cô giới thiệu sơ về Art Project K4, tr.9-10

Who made the trees? - God did

Who made the fruit that sometimes you find on trees? – God did

Today we are going to make apples on our paper

If you have your crayon box right there, just take out your brown crayon. Because we're just going to use our brown crayon. And this part of the tree, this is not where the leaves are, this is the trunk.

Class stand. Turn Your Chairs Quietly Into The Table

Mẹ phát **Art Project K4, tr.9-10** cho con và cố gắng tập cho con làm theo hướng dẫn của cô.

5. Numbers

Ø **Mục tiêu bài học:** Ôn lại number 5

Ø **Chuẩn bị:** hộp crayon

Ø **Nội dung bài học**

Û *Little Miss Muffet*

Û *Sat on a tuffet,*

Û *Eating her curds and whey;*

Û *Along came a spider,*

Û *Who sat down beside her,*

Û *And frightened Miss Muffet away.*

Count to 10

Clap to 10

Tap feet 10 times

Tap shoulders 10 times

Cô ôn lại number 5

Mẹ cắt thẻ nhỏ tròn, tự vẽ mặt méo mặt cười lên thẻ rồi dán đề lên con số trên bảng để con tương tác giống các bạn trong lớp

Class stand. Turn your chairs into the table

Cô cho xem thẻ số nào thì con lấy ra băng ấy crayon

6. Phonics Review

Ø **Mục tiêu bài học:** ôn lại các sound, name và picture của các vowels

7. Language Enrichment

Ø Mục tiêu bài học

Học về Cats

Ø Nội dung bài học

We're going to talk about a cat

Babies cats are called kittens

Look at this big cat right here. Look at her fur. not feathers but fur

The fur helps to keep them warm in the winter and it helps also to keep them cool when it's hot outside

Sometimes people will name them the way that they look. I would think that this cat right here probably her name is Tiger because she kind of looks like a tiger to me

How many legs does a kitten have? - four

They don't call them feet, they call them paws

On the paws, they have something called a claw. Those claws help the kittens to climb

They like to lick themselves and that's how they get them keep themselves clean

Those are called whiskers. They help them to feel

The cats like to eat mice so they are good helpers

They like to play balls and they also love to play with string

They like to make noise but they don't talk. They make something else they go

Ummmmm. It's called purring

Thầy soạn thêm về cats cho con dễ hiểu

Look at the cat's face. How many ears does a cat have? – a cat has 2 ears

How many eyes does a cat have? - a cat has two big eyes, so he can see very well

What are the very long hairs on the cat's cheeks and chin called? – they are called whiskers

How many legs does a cat have? - a cat has four legs to help them move very quietly

Does a cat have a tail? - Yes, a cat has a long tail to help them to keep their balance when they run and jump

What do you call a baby cat? - a tiny kitten drinks milk from its mother

LESSON 19

1. Skills Development

Ø *Mục tiêu bài học:* tô màu

Ø *Chuẩn bị:* Readiness Skills, tr.35. Crayon. Pencil

Ø *Nội dung bài học*

Hát Good Morning Boys And Girls

Good morning boys and girls.

Good morning boys and girls.

I'm so glad you came to school.

Good morning boys and girls.

Good morning Mrs. Stewart.

Good morning Mrs. Stewart.

I'm so glad you came to school.

Good morning Mrs. Stewart.

The Lord made something special in the sky at night

Something that is shining brightly. What is that? - the moon. The stars

On today's paper, we're gonna travel to the moon and the stars

We're gonna get into our rocket ship, we're going to the moon

Look I see a red dot. When we see a red dot that means we're going to stop and think

We're gonna get our pencil. And we're going to have to stay on the lines

We're gonna have to travel all the way to the moon

Class Stand Turn Your Chairs Quietly Into The Table

Mẹ phát giấy Readiness Skills, tr.35 cho con và cố gắng để con tự làm theo cô nhé

2. Phonics

Ø *Mục tiêu bài học*

Học kỹ hơn về letter Aa

Ø Chuẩn bị:

Alphabet Flashcards Aa, Ee, Ii và Uu

Ø Nội dung bài học

Đọc poem :

Cô đọc bài thơ “Itchy Inchworm”

Ü *You bump and you bump as you crawl across the ground*

Ü *I giggle as you wiggle and you wriggle all around.*

Ü *I like to watch you pinch, then you stretch, and you squirm.*

Ü *You’re a funny little caterpillar, Itchy Inchworm!*

Đọc Vowel Chart

Hát Vowel Song

I say I, you say i

I say U, you say u

I say E, you say e

I say A, you say a

Cô trao thẻ các letters đã học, các con nhìn vào và đọc âm của các letters

Cô cho các con nhận diện các letter đã học

I am looking for capital U (con tìm thẻ capital U và giơ lên)

Come find me little a (con tìm thẻ little a và giơ lên)

Ü *A a a for apple*

Ü *E e e for elephant*

Ü *I i i for inchworm. Squirming all around*

Ü *O o o for ostrich. Living in the zoo*

Ü *U u u for umbrella. To keep the rain off you*

Ü *Now I say my vowels a e i o u*

Ü *Tell me what you think of the song I sang for you*

Cô trao thẻ các letters đã học, các con nhìn vào đọc name và sound của các letters

3. Writing (cursive)

Ø *Mục tiêu bài học*

Ôn lại little e, a

Ø *Chuẩn bị:*

ABC writing tablet, tr.15

Ø *Nội dung bài học*

Upstairs – Downstairs – In The Basement – This Is Where Our Letters Live

Today we are going to write two letters

Cô ôn lại little a:

We start at the red dot. We curve down and around to the pink carpet. We go up to the red dot and stop and think. We're going to retrace down the same line to the pink carpet and end in a smile

Cô nói sơ lại về little e:

I start on the red dot in the downstairs. I'm going to go up to the dotted line. Loop around and cross over to the pink carpet and end in a smile

Turn Your Chairs Into The Table

Mẹ phát giấy ABC writing tablet, tr.15

4. Activity Time

Ø *Chuẩn bị:* Music

Ø *Nội dung bài học:* hôm nay hát hò nhé bé ơi

For activity today, we're going to sing lots of songs

1. Rainbow Colors

2. The Wheel On The Bus

3. Alphabet Song

4. Old Macdonald Had A Farm

5. My Teddy Bear

6. Mary Had A Little Lamb

5. Numbers

Ø **Mục tiêu bài học:** Ôn lại các số đã học

Ø **Chuẩn bị:** thẻ số cỡ nhỏ

Ø **Nội dung bài học**

Rickety Tickety. Clap with me. How many fingers do you see? – 4

Rickety Tickety. Clap with me. How many fingers do you see? – 5

Rickety Tickety. Clap with me. How many fingers do you see? – 2

Rickety Tickety. Clap with me. How many fingers do you see? – 2

Đọc number chart

Ü *Hickory dickory dock*

Ü *The mouse went up the clock*

Ü *The clock struck one*

Ü *The mouse went down*

How many ladybugs do you see? – 5

How many frogs do you see? – 1

How many butterflies do you see? – 3

How many dragons flies do you see? – 2

How many bumblebees do you see? – 4

Mẹ bày thẻ từ số 1 đến 4 ra bàn để con tương tác cùng cô và các bạn trong video

Hát Mary Had A Little Lamb

6. Phonics Review

Ø **Mục tiêu bài học:** làm theo hướng dẫn của cô để hoàn thành ABC-123, tr. 11

Ø **Chuẩn bị:**

ABC-123, tr.11

7. Language Enrichment

Ø **Mục tiêu bài học**

Học về Astronaut

Ø Nội dung bài học

Today in language development, We are going to learn about somebody called an astronaut.

An astronaut is a very special person. An astronaut gets to go to space.

Space is very very far away. It is so far away you can't get there by an airplane.

You have to go in a very special machine. It's called a spaceship or a rocket

This spaceship is specially made just for the astronauts

They have very special rockets that are so big. It's so huge and there's lots of them on there and they light them up and those engines and the rockets take that spaceship up to space

They can go into where they could work. This is called the International Space Station. It's like going to work up in space. It's like a building up in space that they brought up to space and that's where the astronauts will go to work and they go there to do all kinds of things

They bring scientists up there and the scientists get to study the stars and different things that are going on up at space. Sometimes they have to go up there because they have to fix things

The astronaut has to go up to space to fix the satellites so they have jobs to do up there. They get to get out of their rocket ship and walk on the Moon

I have to wear a special spacesuit if I'm going to go to space so that's what the astronauts have

His big spacesuit is specially made for them because up in space it is really hot. They have to wear a special suit call a spacesuit. They wear special boots that help them to be able to walk on the moon

Do you see he has a big rope wrapped around him. It's connected to the space station In space they're not going to come back down. They're going to float if they're not connected

If you work really hard and you do your very best in school, because astronauts have to be really smart. They have to know a lot of stuff and they have to go to school for a long time and maybe

How does he get to space? in a rocket ship or a spaceship

Thầy soạn thêm

Astronauts travel and work in space

Men and women go to school to become astronauts

An astronaut needs to wear special clothing to keep his body safe

LESSON 20

1. Skills Development

Lesson 20 không có video nên các con được nghỉ

2. Phonics

Ø *Mục tiêu bài học*

Ôn kỹ về các vowels đã học

Ø *Chuẩn bị:*

Alphabet Flashcards Ee, Aa, Uu, Ii

Ø *Nội dung bài học*

Ü *Tall ears,*

Ü *Twinkly nose,*

Ü *Tiny tail,*

Ü *And –hop, he goes!*

Ü *What is he*

Ü *Can you guess?*

Ü *I feed him carrots*

Ü *And watercress.*

Ü *His ears are long,*

Ü *His tail is small*

Ü *And he doesn't make any*

Ü *noise at all!*

Ü *Tall ears,*

Ü *Twinkly nose,*

Ü *Tiny tail,*

Ü *And – hop, he goes!*

How many vowels do we have? – we have 5 vowels

Name them – a e i o u

Ü *A a a for apple*

Ü *E e e for elephant*

Ü *I i i for inchworm. Squirring all around*

Ü *O o o for ostrich. Living in the zoo*

Ü *U u u for umbrella. To keep the rain off you*

Ü *Now I say my vowels a e i o u*

Ü *Tell me what you think of the song I sang for you*

Come find me the letter that say e e e

Đọc sentence của letter Ee

Come find me the letter that say a a a

Đọc sentence của letter Aa

I am looking for the one that say i i i

Đọc sentence của letter Ii

Đọc sentence của letter Uu

Đọc Vowel Chart

Cô trao thẻ các letters đã học, các con nhìn vào và đọc âm của các letters

Chơi game. Mẹ chuẩn bị 10 thẻ hình của cà rốt và dán de lên các vowels. Con lật cà rốt ra nếu thấy vowel nào thì đọc tên của vowel đó (1 số bé trong video vẫn ư đọc được tên của các vowel đã học)

Hát Vowel Song

How many vowels do we have? – we have 5 vowels

Cô trao thẻ các letters đã học, các con nhìn vào và đọc tên của các letters

Mẹ phát cho con 1 số thẻ chữ cái. Cô sẽ đọc tên letter đã học, khi con nghe cô đọc tên letter nào thì con sẽ tìm letter đó

Now I'm going to ask for a letter. You're going to bring it to me if you have it

Come and find little i

Các bạn lên bảng tìm chiếc lá có letter cô đọc

3. Writing (cursive)

Ø *Mục tiêu bài học*

Ôn lại little e, i và u

Ø *Chuẩn bị:*

ABC writing tablet, tr.16

Ø *Nội dung bài học*

Hát Alphabet Song

Cô nói sơ lại về little e:

I start on the red dot in the downstairs. I'm going to go up to the dotted line. Loop around and cross over to the pink carpet and end in a smile

Cô nói sơ lại về little i:

It starts on the red dot. Then we're gonna slant up to the dotted line. We're going to retrace back down the same line to the pink carpet. End in a smile and put on a dot.

Cô nói sơ lại về little u:

We start at the red dot. We slant up to the dotted line. Retrace back down to the pink carpet. Curve back up to the dotted line. Retrace back down the same line to the pink carpet and end in a smile

Turn Your Chairs Into The Table

Mẹ phát giấy ABC writing tablet, tr.16

4. Activity Time

Ø *Nội dung bài học:* lesson 20 không có video bài học môn Activity time

5. Numbers

Ø *Mục tiêu bài học:* Ôn lại các số đã học

Ø *Chuẩn bị:* thẻ số cỡ nhỏ và 5 món gì đó dễ thương dùng để đếm

Ø *Nội dung bài học*

Ù *Hey, diddle, diddle,*

Ù *The cat and the fiddle,*

Ù *The cow jumped over the moon;*

Ü *The little dog laughed*
Ü *To see such sport,*
Ü *And the dish ran away with the spoon.*

Cô tráo thẻ số

Mẹ chuẩn bị thẻ hình và số giống trên bảng của cô để con tương tác cùng cô và các bạn

Ü *Hickory dickory dock*
Ü *The mouse went up the clock*
Ü *The clock struck one*
Ü *The mouse went down*

Class stand. Turn your chairs into the table

Mẹ bỏ 5 món học cụ dễ thương dùng để đếm vào bọc và phát cho con giống như các bé trong video nhé

6. Phonics Review

Ø **Mục tiêu bài học:** ôn lại các sound và name của các vowels

7. Language Enrichment

Ø **Mục tiêu bài học**

Học về African Animals

Ø **Nội dung bài học**

We're going to talk about today in Africa. We have talked about Africa before

We've also talked about some animals that are from Africa

I've been to the zoo and I've seen animals that are from Africa and I've brought some friends with me today

When we see the giraffe, what is so special about the giraffe? - he's got a really long neck and he likes to eat leaves. God gave him that long neck so that when they could go way up in the top of the trees and eat the leaves

This animal likes to eat bananas and then he throws the banana peel. Look at him.

He's got his long arms and that they like to scratch themselves

Look at the elephant. An elephant has a trunk. likes to eat like lettuce. They eat that fruit and they get it with their big trunk. Then they have those big ears and they use those ears like this

Which one is that one? - a zebra. I sure do like the zebra easy with black and white stripes we don't know is he black with white stripes or white with black

He uses that tail to get rid of those bugs that like to fly around them

They are kind of like a horse but you can't ride a zebra. They're not tame like you can tame a horse but zebras they're not as easy to tame as a horse

This animal on my card has a big mane. And he's the daddy and he lets everybody know he's going to protect his family because he's the daddy of the family

The lion has that mane that fur around his head

LESSON 21

1. Skills Development

Ø Mục tiêu bài học:

Ü Attentive

Ü Story: Don't Touch Game

Ø Nội dung bài học

Hát Good Morning Boys And Girls

Good morning boys and girls.

Good morning boys and girls.

I'm so glad you came to school.

Good morning boys and girls.

Good morning Mrs. Stewart.

Good morning Mrs. Stewart.

I'm so glad you came to school.

Good morning Mrs. Stewart.

I want to talk to you about a word that you already know, a word called being attentive

Attentive means we are listening with our ears, we're thinking in our brain, we're watching with our eyes

Let's look at our picture right here. This is a friend of mine. This is a teacher, friend of mine and these are some friends. This is Bella and Benny and Kimberly. They're all sitting and listening to their teacher

Do you see their lips right here? Are they open? – no

They're not talking. It's not their turn. They are listening to the teacher's words.

They're thinking what she's saying and they're watching because she's showing them some things

Your lips are quiet because it's the teacher's turn. Your ears are listening and your brain is going to think and that's what our friends right here are doing. They're being so attentive to the teacher while she's reading a story to them

Let's look at this picture right here. This could be a picture like at your house.

Look. There's the mommy. There's the daddy. And look at the little boy sitting on the Daddy's lap and the little girl sitting on the mommy's lap.

This little boy is sitting there listening to the daddy read the Bible

Do you see their lips? Are they talking while the Daddy's trying to read the story from God's word? – no. Because they're being so attentive

Cô kể chuyện: Don't Touch Game

Amber Lamb was playing outside now she was playing a game that sometimes girls you probably play at your house she was playing Mommy

Well Amber was pretending to be a teacher but she did something she was not supposed to do while she was pretending.

To be the mommy she took something from her mommy. Her mommy told her not to touch Amber didn't listen and she took the purse and she played mommy out on the porch

She was playing Mommy with her mommy's purse

Her mommy said don't touch my purse and she didn't listen well

her mommy was in the kitchen making brownies and she was gonna have brownies for dessert after dinner.

Her mommy said, "Amber come in here" and Amber came inside and she said, "Amber we have to go to the store. I want to have ice cream with our brand brownies. Do you like ice cream?"

Well she's like I'm gonna go grab my purse and we're gonna go buy some ice cream and then we'll have ice cream with our brownies tonight after dinner

Her mommy went into her bedroom to go get her purse off her dresser because that's where she always put her purse.

She couldn't find it and she said, "Amber, have you seen my purse?"

and Amber said, "no I don't know where your purse is"

she forgot that she was playing with her mommy's purse and she said maybe it's in the living room so they went to go look in the living room.

It wasn't in the living room. she said maybe it's in the kitchen so they went in the kitchen that wasn't in the kitchen

And then Amber remembered, "Oh. On the porch, I was pretending to be the mommy and I was tending to go grocery shopping" and I put it down when I was pretending to pick up the groceries

By the time they had been looking all over the house for her mommy's purse, it was too late they couldn't go to the grocery store and now they couldn't have brownies for dessert because her mommy was not going to let them have brownies without ice cream.

Amber now was going to miss out on a blessing because Amber did something she was not supposed to do

She was not supposed to touch her mommy's purse now they couldn't go to the store well. Amber and her mommy had a little talk and she said, "Amber not only did you not tell me the truth because you said I don't know where it is and you kept telling me different places and that's not where it was but then you touched something I told you not to touch"

she learned her lesson that day because if she would have obeyed and never touched her mommy's purse and kept it right where mommy had put it, then they could have gone and got ice cream for those brownies

They decided to play a game while her mommy was making dinner

And she said, "let's play the Don't Touch game"

And she said, "let's think of things we're not going to touch"

So while they were in the kitchen, she said Amber "I'm thinking of something that's really hot that you cannot touch. That's in the kitchen what do you think that could be? - the oven.

You can't touch the oven when the oven's on. When mommy's in there trying to get her pans out she uses special mittens you can't touch those things when they're hot

Then she said, “Amber. It's your turn” and Amber said “okay I'm thinking of something that has holes in it and it's in every room and it's in the walls.

Mommy said, “hmm. Is it the electrical outlets? – yes

But then Mommy said, “I have a thing that you can touch. I am a mommy lamb that needs a big hug”

And then Amber came and gave her a great big hug.

And Amber learned her lesson that day that she was going to obey and never touch her mommy's purse again

2. Phonics

Ø *Mục tiêu bài học*

Ü New letter: Oo

Ü Capital O. Little o. O says o as in ostrich. O says o o o

Ø *Chuẩn bị:*

Ü Alphabet Flashcards Oo

Ø *Nội dung bài học*

Ü A sailor went to sea sea sea

Ü to see what she could see see see.

Ü But all that she could see see see

Ü was the bottom of the deep blue sea sea sea

Đọc vowel chart

Ü A a a for apple

Ü E e e for elephant

Ü I i i for inchworm. Squirring all around

Ü O o o for ostrich. Living in the zoo

Ü U u u for umbrella. To keep the rain off you

Ü Now I say my vowels a e i o u

Ü Tell me what you think of the song I sang for you

How many vowels do we have? – we have 5 vowels

Đọc Vowel Chart

Cô dạy letter Oo

This is capital O

What letter is that? – capital O

Capital O looks like a pizza

Little o looks like a little cookie

What does Oo say? – o o o

Capital O. Little o. A says o as in ostrich. O says o o o

Do you hear o in dog? - yes

Do you hear it at the beginning, in the middle or at the end? – in the middle

What is the name of this letter? – capital O

What is the name of this letter? – little o

Do you hear o in frog? – yes

Cô cho các bé nhận diện capital O và little o

I say I you say i

I say A you say a

I say O you say o

Cô cho các bé đọc sound của các vowels


Cô cho các bé đọc sentence của vowel Oo

Capital O. Little o. A says o as in ostrich. O says o o o

3. Writing (cursive)

Ø **Mục tiêu bài học**

Viết little o



Ø **Chuẩn bị:**

ABC writing tablet, tr.17

Ø Nội dung bài học

What does O say? – o o o

The picture that goes with O is an ostrich

Hát ABC's Song

It's between the dotted line and the pink carpet that tells me it's going to live in the downstairs inside the circle and wave

Cô dạy viết little o: It starts on the red dot. We go down and around. We go back up and through the red dot, into the circle and wave

Turn Your Chairs Into The Table

Mẹ phát giấy ABC writing tablet, tr.17

4. Activity Time

Ø **Chuẩn bị:** sách K4 Bible Activity Book, tr. 7-8. Crayons.

Ø **Nội dung bài học:** tô màu

For activity time today, we have a Bible paper to do.

Look at this man standing in front of his tent. He's got a beard. He's got some wrinkles. He is like a grandpa

Who do you think it is? - it's Abraham

What was his wife's name? – Sarah. Her name means princess

They had a little baby boy named Isaac

So Abraham is looking at his tent and he sees the messengers come

The messenger said to Abraham that he was going to have a baby and Sarah was laughing in her heart

Why is Sarah laughing? – I'm not laughing

God says there's nothing too hard for me

And then Abraham and Sarah had that little boy that God had promised

When we disobey, God still loves us. He doesn't like the bad things that we do

So we're going to color it orange on top of her head and then her dress is going to be red

Class Stand. Turn your chairs quietly into the table

Mẹ phát giấy sách K4 Bible Activity Book, tr. 7-8 cho con và nhắc con làm theo hiệu lệnh của cô

5. Numbers

Ø **Mục tiêu bài học:** Nhận diện số 1, 2, 3, 4

Ø **Chuẩn bị:** 5 thẻ hình con cá

Ø **Nội dung bài học**

Ù *A sailor went to sea sea sea*

Ù *to see what he could see see see.*

Ù *But all that he could see see see*

Ù *was deep bottom of sea sea sea*

Ù *Rickety Tickety. Clap with me. How many fingers do you see? – 5*

Ù *Rickety Tickety. Clap with me. How many fingers do you see? – 4*

Ù *Rickety Tickety. Clap with me. How many fingers do you see? – 5*

Mẹ dán thẻ số 1-5 lên bảng. Cô clap bao nhiêu lần thì con lên chọn số tương ứng

How many times did I clap my hands? – 3

Hop 5 times

Cô đọc số, rồi mời các bạn lên bảng chọn đúng số cô đọc

Play Order Game

6. Phonics Review

Video này là để củng cố bài học phonics nên thầy không soạn chi tiết nữa nhé.

7. Language Enrichment

Ø **Mục tiêu bài học**

Học về Ostrich

Ø Nội dung bài học

What is the new letter not the sound but the new letter that we have been learning? – letter o

What is the picture that goes with that new letter? – it's an ostrich

Today I want to talk to you about the ostrich

Cô giới thiệu 1 số animal ở Africa

Today I'm gonna teach you about a creature that you could also find in Africa, in the dry grasslands of Africa

Do you see the ostrich? he's got a very tiny head. It's almost about the size of a tennis ball

They have a long neck. It's not as long as the giraffe but it's pretty long

They have a great big body

Is this the kind of bird that will fly? – no. Because his body is way too big

God did give him wings but those wings help him when he needs to run fast

God gave them those really big legs. God gave them these long legs but they can run really really fast

God gave them those wings that will help them even though they can't fly away, those wings will help them to run fast because they can push the air through and that will help push them farther and farther and they'll go faster and faster

They have two eyes and then they have a mouth or a beak just like a bird

If they can't fly, do you think that they would build their nest in a tree? – no. They can't build their nest in the tree

The daddy ostrich goes and digs with his toes in the ground and make a big hole. And then the mommy will go and sit on the hole and lay her eggs

The egg is not tiny like a chicken egg. It's not tiny like a regular bird egg. It is as big as a football

The daddy digs the hole, then the mommy goes and sits on the hole and lays her eggs and do you know that the eggs could be 8

Then the mommy will go and sit on it till they hatch and it only takes about one month

It gets hot in the grasslands of Africa then the ostrich daddy will go and stand over the nest over the mommy and get shade almost like the umbrella

He will stand over the mommy and over the eggs to keep the eggs cool so they don't get hot and he will be like a shade like an umbrella

Where can I find an ostrich? - in Africa

Can this bird fly? - no

What is the size of an ostrich's head? - a tennis ball

LESSON 22

1. Skills Development

Ø **Mục tiêu bài học:** tô màu và dùng kéo

Ø **Chuẩn bị:** Readiness Skills, tr.37. Kéo. Crayons

Ø **Nội dung bài học**

Hát Good Morning Boys And Girls

Good morning boys and girls.

Good morning boys and girls.

I'm so glad you came to school.

Good morning boys and girls.

Good morning Mrs. Stewart.

Good morning Mrs. Stewart.

I'm so glad you came to school.

Good morning Mrs. Stewart.

Look what we have on our paper today. We have another big smile

Look right here now I see a dotted line. If there's a dotted line, we're probably going to trace on it so I'm going to use my black crayon

After I trace with my black crayon, I might get to take out and use (scissors)

I'm going to start on the black, I'm going to go around the circle, I'm gonna stay on the dotted lines and go all the way around to the red dot and stop

When I trace both the circle and the square, I'm going to put my crayon away and I'm going to get something else out

I'm going to get my scissors out because sometimes when we see a dotted line we cut and sometimes we trace

Class Stand Turn Your Chairs Quietly Into The Table

Mẹ phát giấy **Readiness Skills, tr.37** cho con và cố gắng để con tự làm theo cô nhé

2. Phonics

Ø *Mục tiêu bài học*

Học kỹ hơn về letter Oo

Ø *Chuẩn bị:*

Alphabet Flashcards Oo

Ø *Nội dung bài học*

Đọc Vowel Chart

Hát Vowel Song

Ü *A a a for apple*

Ü *E e e for elephant*

Ü *I i i for inchworm. Squirring all around*

Ü *O o o for ostrich. Living in the zoo*

Ü *U u u for umbrella. To keep the rain off you*

Ü *Now I say my vowels a e i o u*

Ü *Tell me what you think of the song I sang for you*

Ü *A sailor went to sea sea sea*

Ü *to see what she could see see see.*

Ü *But all that she could see see see*

Ü *was the bottom of the deep blue sea sea sea*

Capital O. Little o. A says o as in ostrich. O says o o o

I'm gonna read a word to you, if you hear o o o in the word, put your hands on your head

Nếu cô đọc từ nào có âm o thì con đặt tay lên head, từ nào không có thì ngồi im. Đừng nhìn ngang ngửa nha. Cô chửi 1 mạng trong lớp vì tội nhìn ngang ngửa để “thăm dò” các bạn khác

Bed: what vowel in this word? – e

Got. Bed. Pop. Frog. Ran

Capital O. Little o. A says o as in ostrich. O says o o o

Ü A sailor went to sea sea sea

Ü to see what she could see see see.

Ü But all that she could see see see

Ü was the bottom of the deep blue sea sea sea

Cô tráo thẻ và mời từng cặp thi đấu đọc các vowels

Đọc Vowel Chart

Capital O. Little o. A says o as in ostrich. O says o o o

If I'm gonna say the sound, you bring it to me (cô đọc sound của letter nào thì con nhặt thẻ letter đó cho mẹ)

I'm looking for a letter that says i i i

I'm looking for a letter that says o o o

I'm looking for a letter that says u u u

I'm looking for a letter that says a a a

What is the name of this letter? – A

What is the name of this letter? – E

Đọc sentence của các vowels

3. Writing (cursive)

Ø **Mục tiêu bài học**

Ôn lại little o

Ø **Chuẩn bị:**

ABC writing tablet, tr.18

Ø **Nội dung bài học**

Hát ABC's Song

Cô ôn lại little o: It starts on the red dot. We go down and around. We go back up and through the red dot, into the circle and wave

Turn Your Chairs Into The Table

Mẹ phát giấy ABC writing tablet, tr.18

4. Activity Time

Ø *Nội dung bài học: đọc thơ, hát hò và diễn kịch*

Today is poetry day and we're going to do lots of fun with poetry and poems

*Listen to this poem. It's called **One, Two, Three, Four, Five***

- Ü *One, two, three, four, five,*
- Ü *Once I caught a fish alive.*
- Ü *Six, seven, eight, nine, ten,*
- Ü *But I let it go again.*
- Ü *Why did you let it go?*
- Ü *Because it bit my finger so.*
- Ü *Which finger did it bite?*
- Ü *The little one upon the right.*

Listen to this poem. It's called Happy Thoughts

- Ü *The world is so full of a number of things*
- Ü *I'm sure we should all be as happy as kings*

*This next poem talks about **a little tiny rabbit***

- Ü *Tall ears,*
- Ü *Twinkly nose,*
- Ü *Tiny tail,*
- Ü *And hop, he goes!*
- Ü *What is he?*
- Ü *Can you guess?*
- Ü *I feed him carrots*
- Ü *And watercress.*
- Ü *His ears are long,*
- Ü *His tail is small*
- Ü *And he doesn't make any noise at all!*
- Ü *Tall ears,*
- Ü *Twinkly nose,*

- ü *Tiny tail,*
- ü *And hop, he goes!*

*I want to do another fun one. This is called **Hands On Shoulders***

- ü *Hands on shoulders*
- ü *Hands on knees*
- ü *Hands behind you if you please*
- ü *Touch your shoulders*
- ü *Now your nose*
- ü *Now your hair*
- ü *And now your toes*
- ü *Hands up high in the air*
- ü *Now at your sides*
- ü *Now touch your hair*
- ü *Hands up high as before*
- ü *Now clap your hands 1 2 3 4*

Whisky frisky

- ü *Whisky frisky,*
- ü *Hippity hop,*
- ü *Up he goes*
- ü *To the tree top!*
- ü *Whirly, twirly,*
- ü *Round and round,*
- ü *Down he scampers*
- ü *To the ground.*
- ü *Furly, curly,*
- ü *What a tail,*
- ü *Tall as a feather,*
- ü *Broad as a sail.*
- ü *Where's his supper?*
- ü *In the shell,*

Ü *Snappy, cracky,*

Ü *Out it fell.*

Little Miss Muffet

Ü *Traditional Mother Goose*

Ü *Little Miss Muffet*

Ü *Sat on a tuffet,*

Ü *Eating her curds and whey; Along came a spider, And sat down beside her,*

Ü *And frightened Miss Muffet away.*

Đọc lại story *Gingerbread man*

I'm just going to read a little bit. I'm not going to read the whole thing I'm just going to read a little bit of it and I want you to tell me some things if I go like this to you that means you have to tell me the rest of the story

A great many years ago a little old man and a little old woman lived in a little old house near the edge of the woods.

One day, the little woman decided to surprise the little old man. She decided to make a delicious gingerbread man.

First she cut some dough into just the right shape and placed it on the cookie sheet.

Then she added gumdrop for eyes, a candy heart for mouth and some raisins

When she finished baking the gingerbread boy, she placed him in the oven to bake soon it smelled so delicious of fresh gingerbread. After a while, she opened the oven door to see if the gingerbread was done. Out jumped the gingerbread man. That Gingerbread man jumped right out

The little old woman could hardly believe her eyes. The gingerbread boy ran out of the yard where the little old man was working in the garden and as he ran he called out: I'm the gingerbread man. I'm as fast as it can be I can run so fast. You can't catch me"

The little man and the little woman ran after the gingerbread boy but they could not catch him. He was too fast.

Soon the gingerbread boy came to the field where apple pickers were picking apples.

"Look, he will make a good snack" they shouted "stop, we want to eat you"

But the gingerbread boy ran past them. And as he ran, he called out “I’m the gingerbread man. I’m as fresh as can be. I can run so fast. you you can’t catch me”

Before long the gingerbread boy came to some reapers who were getting some wheat. look they cried at gingerbread boy, “what a tasty treat he will make”

Then they shouted to the gingerbread boy to stop we went to eat but the gingerbread boy ran past them and as he ran, he called “I’m the gingerbread boy. I’m as fresh as I can be. I can run so fast. You can not catch me”

After a while, he came to a cat who was lying in the sun. The cat began to lick her whiskers, a gingerbread boy would make a perfect lunch

She purred then she cried, “Stop. I want to eat you”

But the gingerbread boy ran past the cat.

And as he ran he called out I’m the gingerbread man. I’m as fresh as can be. I can run so fast. You can’t catch me

I ran away from some people. I ran away from apple pickers. I ran away from the little old woman. and I’ll run away from from you

5. Numbers

- Ø **Mục tiêu bài học:** ôn lại number 4
- Ø **Chuẩn bị:** sách ABC-123, tr.13 và crayons
- Ø **Nội dung bài học**
 - Û *One two three four five*
 - Û *Once I caught a fish alive*
 - Û *Six seven eight nine ten*
 - Û *Then I let him go again*
 - Û *Why did you let him go?*
 - Û *Because he bit my finger so*
 - Û *Which finger did he bite?*
 - Û *He bit the little one on the right*

Đọc number chart

If I wanted 2 bubbles, I would draw 2 bubbles in there

Clap theo số của cô

Cô mời các bạn lên bảng rồi vẽ số bubble tương ứng với số của cô. Mẹ cũng cố gắng thiết kế bảng giống cô để con hoà mình vào lớp học

Now I have to show you some fun thing we're going to do today in numbers

Look at our paper right here. What number is this? – 4

Sometimes when you go to the beach, and sometimes they have these flags. And the flags tell us whether or not we can go to the water

Just like if we go to the beach, and there's a red flag at the beach, it means danger. It means you cannot go on the beach. You can go on the beach and walk on the sand but you can't go in the

Class stand. Turn your chairs into the table

Mẹ phát sách ABC-123, tr.13 và tập cho con làm theo hướng dẫn của cô

6. Phonics Review

Video này là để củng cố bài học phonics nên thầy không soạn chi tiết nữa nhé.

7. Language Enrichment

Ø Mục tiêu bài học

Học về Dogs

Ø Nội dung bài học

You might have an animal like this at your house

What kind of animal is that? - a doggy

This animal could be a pet too, a doggy

Look at all these doggies they're all different

This big doggy is called a Saint Bernard. He is very big and he's got long fur. Even though it's like fur, we call it hair. We don't say that dog has fur on it, we're gonna call it a coat

Sometimes you have a dog that might have a coat of hair that's just really really short and doesn't hang all over the place and it's got short hair and then sometimes a doggie might have curly hair

There are all kinds of different dogs. On here we have a Saint Bernard. We have a Border Collie. We have a German Shepherd. We even have this little little doggy called Chihuahua

Let's look at this puppy dog. He's got his ears. All puppy dogs have ears

Look at this puppy dog. His ears are droopy

This doggie has ears that stick up straight

Doggies have tails. Some dogs have a really long tail like this German Shepherd

You can tell when a doggy is happy. When they get happy that tail just sticks up or it'll wave back and forth like that

How many legs does a doggy have? - 4

You can tell when a dog is happy and when a dog is sad because their of tail

A lot of time farmers have Border Collies

The Border Collies will help the sheep get back. They'll chase after the sheep and the sheep will run towards the barn

Do you see this big dog? This is a German Shepherd

Sometimes you will see a German shepherd with a policeman. The policemen have these kind of dogs. God made them to help the policemen to catch people that are not doing right. But they also can do a job for people who cannot see or cannot hear

There are all kinds of dogs. You can have a little dog. You can have a dog with curly hair, a dog with long hair

dogs make really good pets as long as you take care of them. You have to take care of your pet. You have to make sure it has food. Make sure it has water to drink. You have to make sure that you give them a bath

LESSON 23

1. Skills Development

Ø *Mục tiêu bài học:* tô màu

Ø *Chuẩn bị:* Readiness Skills, tr.39. Crayon. Pencil

Ø *Nội dung bài học*

Hát Good Morning Boys And Girls

Good morning boys and girls.

Good morning boys and girls.

I'm so glad you came to school.

Good morning boys and girls.

Good morning Mrs. Stewart.

Good morning Mrs. Stewart.

I'm so glad you came to school.

Good morning Mrs. Stewart.

Have you ever ridden on a train?

A train makes a certain kind of sound

Our train is chugging down the tracks

I see a white track. Now just like when we see the black track we're going to chug chug choo choo with our black crayon all the way down that white track down to the train

There are all kinds of different trains. This one looks like it's carrying some coal and it might be carrying some people

I've always wanted to go on the kind that goes in the mountains and it can go through a tunnel that is made through a mountain. It is so cool. It's really dark and you go through the tunnel and it wraps around the mountainside and it's really fun to go to

Class Stand Turn Your Chairs Quietly Into The Table

Mẹ phát giấy **Readiness Skills, tr.39** cho con và cố gắng để con tự làm theo cô nhé

2. Phonics

Ø *Mục tiêu bài học*

Học kỹ hơn về letter Aa

Ø *Chuẩn bị:*

Chuẩn bị thẻ seahorse giống của cô nếu có thể

Ø *Nội dung bài học*

Hát Vowel Song

Đọc Vowel Chart

Đọc sentence của các vowels

Ü A sailor went to sea sea sea

Ü to see what she could see see see.

Ü But all that she could see see see

Ü was the bottom of the deep blue sea sea sea

I say U you u

I say I you say i

I say o you say o

Đọc âm của các vowels

Ü A sailor went to sea sea sea

Ü to see what she could see see see.

Ü But all that she could see see see

Ü was the bottom of the deep blue sea sea sea

If you can say the sound, you can take the seahorse

Cô trao thẻ, các con đọc sound của vowel rồi lên bảng lấy seahorse rồi chạy lòng vòng

Capital O. Little o. A says o as in ostrich. O says o o o

3. Writing (cursive)

Ø *Mục tiêu bài học*

Ôn lại little o

Ø *Chuẩn bị:*

ABC writing tablet, tr.19

Ø Nội dung bài học

Hát ABC's Song

Nhận diện little i và little u trên bảng của cô

Cô ôn lại little o: *It starts on the red dot. We go down and around. We go back up and through the red dot, into the circle and wave*

Turn Your Chairs Into The Table

Mẹ phát giấy ABC writing tablet, tr.19

4. Activity Time

Ø Chuẩn bị:

Mẹ chuẩn bị 1 cái thùng hoặc rổ đựng rác giấy

Sách Art Project K4, tr.11-13. Glue. Crayons và màu nước nữa nha

Ø Nội dung bài học: hôm nay học Art Project

Cô giới thiệu sơ về Art Project K4, tr.9-10

Today for activity, we are going to do something so fun. We're going to do a piggy project. We're going to use our scissors and we're going to use our glue

First we have to cut out our

Do you see all these dotted lines?

Inside the dotted lines are where we're going to put some glue today

First thing we're going to do is we're going to cut out our face

We're not going to cut on the pink line. We cut on the big black line

When I get out my scissors, I'm going to put daddy in the little hole. Where does mommy go? - on the top. Where do the babies go? -in the big hole

I'm going to cut now. I'm going to cut mine backwards so you can see but I can see through my paper

I'm going to cut around the big black lines. I'm not cutting off my Piggy's ears or his eyes or his nose

Cô gắng hướng dẫn con hình thành thói quen gọn gàng và nghe hiệu lệnh của cô

Class stand. Turn Your Chairs Quietly Into The Table

Mẹ phát **Art Project K4, tr.11-13** cho con và cố gắng tập cho con làm theo hướng dẫn của cô.

5. Numbers

Ø **Mục tiêu bài học:** Ôn lại number 5

Ø **Chuẩn bị:** sách ABC-123, tr.15 và crayons

Ø **Nội dung bài học**

Ù *One two three four five*

Ù *Once I caught a fish alive*

Ù *Six seven eight nine ten*

Ù *Then I let him go again*

Ù *Why did you let him go?*

Ù *Because he bit my finger so*

Ù *Which finger did he bite?*

Ù *He bit the little one on the right*

Cô trao thẻ để các con nhận diện các số đã học

Class stand. Turn your chairs into the table

Mẹ phát sách ABC-123, tr.15 và tập cho con làm theo hướng dẫn của cô

Con để sẵn crayons trên bàn. Cô giơ thẻ số bao nhiêu thì con nhặt bấy nhiêu crayons



6. Phonics Review

Video này là để củng cố bài học phonics nên thầy không soạn chi tiết nữa nhé.

7. Language Enrichment

Ø **Mục tiêu bài học:** Học về cách chăm sóc Dogs

Ø **Nội dung bài học**

Today in this lesson, we're going to talk about doggies again

we're going to talk about how we're going to take care of the dog's coat today

Doggies have to get a bath or a shower

Sometimes the doggies' hair, their coat will get all knotted, you have to use a special doggy comb to get the knots out and to get it all clean

You have to use shampoo and they have lots of kind of doggy shampoo that you can use

Now puppy dogs you don't have to give them a bath every day but you do need to at least clean them at least once a week

You clean them and you scrub them just like you wash your hair

Then you have to wash it off so then you get the doggy out

You drain the tub of all the bubbles

And then you put the water on them and you get them all clean

They have to stay clean but they need to be fed too. So they have to eat doggy food and they have to have something cool to drink

Make sure they have nice clean water every day

Look at this doggie right here. Do you see his tongue sticking out?

Whenever you see a doggy's tongue sticking out and they're going like this - it means they're hot. It's called panting

If they get sick, where do you think you would take them to? – to the pet doctor

The pet doctor is called a veterinarian. Sometimes for short we just say we're going to go to the vet

If you're going to have a dog you have to be responsible

Sometimes they have their own bed to sleep in so you got to take care of your doggy

When the doggy doesn't feel good, who are you going to take it to? – the vet

What do we need to give doggies when they're thirsty? – water

If their tongue's hanging out what are they doing? – they are hot and thirsty

LESSON 24

1. Skills Development

Lesson 24 không có video nên các con được nghỉ

2. Phonics

Ø Mục tiêu bài học

Nhận diện các vowels trong word

Ø Chuẩn bị:

Viết sẵn lên bảng: bit ran sum tan

Ø Nội dung bài học

Hát Vowel Song

Đọc Vowel Chart

Ü *A a a for apple*

Ü *E e e for elephant*

Ü *I i i for inchworm. Squirming all around*

Ü *O o o for ostrich. Living in the zoo*

Ü *U u u for umbrella. To keep the rain off you*

Ü *Now I say my vowels a e i o u*

Ü *Tell me what you think of the song I sang for you*

Cô trao thẻ để con đọc sound của các vowels

I say E, you say E

I say O, you say o

I say I, you say i

Cô trao thẻ các vowels đã học, các con nhìn vào và đọc âm của các letters

Ü *A sailor went to sea sea sea*

Ü *to see what she could see see see.*

Ü *But all that she could see see see*

Ü *was the bottom of the deep blue sea sea sea*

Đọc sentence của các vowels

If I'm gonna say the sound, you bring it to me (cô đọc sound của letter nào thì con nhặt thẻ letter đó cho mẹ)

I'm looking for a letter that says o o o

Phân tích các từ trên bảng: *bit rat sun tan*

This word says bit. Come find the vowel in that word: i

What's the name of this vowel? – little i

Come underline the vowel in the word “rat”

What's the name of this vowel? – little a

3. Writing (cursive)

Ø **Mục tiêu bài học**

Ôn lại little a, o

Ø **Chuẩn bị:**

ABC writing tablet, tr.20

Ø **Nội dung bài học**

Hát ABC's Song

Today we are going to write two letters

Cô ôn lại little a:

We start at the red dot. We curve down and around to the pink carpet. We go up to the red dot and stop and think. Retrace down the same line to the pink carpet and end in a smile

Cô nói sơ lại về little o:

It starts on the red dot. We go down and around. We go back up and through the red dot, into the circle and wave

Turn Your Chairs Into The Table

Mẹ phát giấy ABC writing tablet, tr.20


4. Activity Time

Nội dung bài học: lesson 24 không có video bài học môn Activity time

5. Numbers

Ø **Mục tiêu bài học:** Ôn lại các số đã học và chơi game toán rất nhẹ nhàng nhưng hay

Ø **Chuẩn bị:** thẻ số cỡ nhỏ từ 0-9 và smiley faces



Ø **Nội dung bài học**

- Ü *One two three four five*
- Ü *Once I caught a fish alive*
- Ü *Six seven eight nine ten*
- Ü *Then I let him go again*
- Ü *Why did you let him go?*
- Ü *Because he bit my finger so*
- Ü *Which finger did he bite?*
- Ü *He bit the little one on the right*

Đọc number chart

Cô tráo thẻ để các con nhận diện số

- Ü *A sailor went to sea sea sea*
- Ü *to see what he could see see see.*
- Ü *But all that he could see see see*
- Ü *was deep bottom of sea sea sea*

Class stand. Turn your chairs into the table

Now I'm going to show you a number card. If i showed you this card (number 1), what number is this one? – 1


I'm gonna take one of my pieces. I'm gonna put it on my little felt board. That's what you're gonna do

Cô giờ thẻ số 5 thì các con làm như này



Zero means nothing

Lấy thẻ số xếp theo thứ tự theo yêu cầu của cô. Sau đó cô đọc số nào thì con nhặt số đó lên. Sau khi xong thì đặt số đó về chỗ cũ.



6. Phonics Review

Video này là để củng cố bài học phonics nên thầy không soạn chi tiết nữa nhé.

7. Language Enrichment

Ø Mục tiêu bài học

Học về Olives

Ø Nội dung bài học

I'm thinking of a fruit that grows on a tree that's red – it's an apple

I'm thinking about a fruit that's orange

Today I'm gonna talk to you about another fruit that grows on a tree

This fruit is not sweet like an apple or an orange or a pear. It's kind of salty

And it has to grow in a place where it's very dry

It needs sunshine to grow. It does need a little bit of water.

Olives are so delicious. I brought some olives

Sometimes when you buy olives, they come the black ones come in a can. So let me show you my black olives right here

What's so fun about eating the black olives. Now these ones already have the seeds already taken out of. It's got a hole and sometimes it's fun to put it on your finger

But not only are there black olives, but they're also some other kind of olives

I have 2 different kinds. This kind is another olive that you might see

What color are these olives? – green

They have a little red pepper inside of them

These kind you find in a jar

the water in salt is called a brine. A brine is just water and salt

A liquid out of the olives is called olive oil

Olive oil is something that Mommy might use when she's cooking

First, the seed has to be taken out; then the olive is crushed by a machine which turns it into a paste. After that, a machine called a press pushes down on the olives. Oil and water squeezes out. The water is thrown away, but the oil is kept in a tank until it is ready to be used

LESSON 25

1. Skills Development

Lesson 25 không có video nên các con được nghỉ

2. Phonics

Ø Mục tiêu bài học

Làm quen với consonant chart

Ø Chuẩn bị:

Ü Gắn thẻ của 5 vowels lên bảng, lấy thẻ fish đề lên.

Ü Consonant chart

Ø Nội dung bài học

Ü *A a a for apple*

Ü *E e e for elephant*

Ü *I i i for inchworm. Squirring all around*

Ü *O o o for ostrich. Living in the zoo*

Ü *U u u for umbrella. To keep the rain off you*

Ü *Now I say my vowels a e i o u*

Ü *Tell me what you think of the song I sang for you*

How many vowels do we have? – we have 5 vowels

Đọc Vowel Chart

Hát Vowel Song

I say A you say a

I say I you say i

I say O you say o

I say U you say u

Cô trao thẻ các vowels đã học, các con nhìn vào và đọc sound của các vowels

Ü *Little Bo peep has lost her sheep*

Ü *And can't tell where to find them.*

Ü *Leave them alone and they'll come home,*

Ü *Wagging their tails behind them.*

Đọc sentence của các vowels

Cô mời các bé lên bảng mở thẻ fish và đọc vowel nằm dưới thẻ đó.

Cô giới thiệu Consonant Chart

All of these letters in the alphabet, it's not a vowel, then they are called consonants

Cô dạy đọc âm 1 số consonants. Mẹ nhớ nhắc con làm cử chỉ điệu bộ theo cô

How many vowels do we have? – 5

The other letters are consonants

3. Writing (cursive)

Ø *Mục tiêu bài học*

Ôn lại little e, i và u

Ø *Chuẩn bị:*

ABC writing tablet, tr.21

Ø *Nội dung bài học*

Hát Alphabet Song

Cô nói sơ lại về little i:

It starts on the red dot. Then we're gonna slant up to the dotted line. We're going to retrace back down the same line to the pink carpet. End in a smile and put on a dot.


Cô nói sơ lại về little u:

We start at the red dot. We slant up to the dotted line. Retrace back down to the pink carpet. Curve back up to the dotted line. Retrace back down the same line to the pink carpet and end in a smile

Cô nói sơ lại về little e:

I start on the red dot in the downstairs. I'm going to go up to the dotted line. Loop around and cross over to the pink carpet and end in a smile

Mẹ viết lên bảng chữ in print và chữ in cursive để con nói nhé



Turn Your Chairs Into The Table

Mẹ phát giấy ABC writing tablet, tr.21

4. Activity Time

Ø *Nội dung bài học:* lesson 25 không có video bài học môn Activity time

5. Numbers

Ø *Mục tiêu bài học:* viết số 1

Ø *Chuẩn bị:* bảng giống hình cuối bài hướng dẫn

Ø *Nội dung bài học*

Ü *A sailor went to sea sea sea*

Ü *to see what he could see see see.*

Ü *But all that he could see see see*

Ü *was deep bottom of sea sea sea*

What does 5 look like? - it's got a great big tummy with a big ball cap

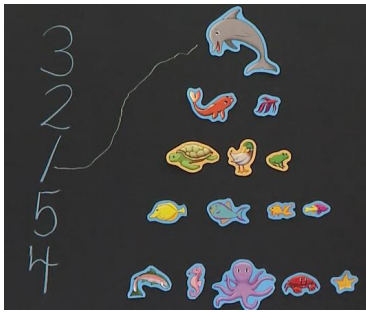
Clap to ten

Đọc number chart

Cô dạy viết số 1

I'm gonna show you how we make a number one. I start at the red dot and then I slant down

Thiết kế bảng giống như cô để các con tương tác



Cô tráo thẻ cho các con nhận diện các số đã học

6. Phonics Review

Video này là để củng cố bài học phonics nên thầy không soạn chi tiết nữa nhé.

7. Language Enrichment

Ø Mục tiêu bài học

Học về Octopus

Ø Nội dung bài học

Today we're going to learn about one of God's creatures that loves to play hide and go seek.

You see God made him that way so that he could hide in the bottom of the ocean if there's other bigger sharks or bigger fish that want to try to eat him, he has a way of hiding.

He will go inside of a cave. And he will curl up and then they can't find him

He can play hide and go seek

You might already know what this kind of creature is

It's got eight very long arms but they call those arms tentacles

Those tentacles are his way that he can move around the ocean

His tentacles are how he finds his food

And on those tentacles are something called suckers

God gave him a little beak almost like a bird

He's got a little beak that he can crack open the crab that got stuck on his tentacles.

Because that's his favorite thing to eat

*Look at that octopus right there. That looks like a little octopus
do you know that octopus can grow to be about 25 feet long
They love to be down in the bottom of the deep deep sea
That's where they find all the good stuff to eat
There are some bigger things even bigger than those octopuses that love to eat the
octopus
So the octopus has to find a way to escape so he doesn't get eaten
One of those things is play hide and go seek. They hide inside of a cave so that they
don't get caught
Another way is God gave them a special thing inside their bodies and it's called a dye
or an ink
If he can't get away fast enough from his enemies from those ones that are trying to
eat them, he can shoot that dye out of their body and the dye will get all over the other
fish and then they can't see him and he can get away fast
It's usually like a black or like a purple color and he shoots out that dye and then the
animal, the other creatures will not get the octopus
How many tentacles do they have? - eight
What are those things called? - they're called tentacles
They can be really small or they can be really big
What does he have on his tentacles that help him to get all that yummy fish? - the little
suckers
What's his favorite food? - crabs
What does a octopus have on his tentacles? - they called the suckers
What is an octopus's favorite food to eat? - Crabs
If he's got to get away from his enemy what does he there's two things he can do? –
he can shoot the dye or play hide and go seek*

LESSON 26

1. Skills Development

Ø Mục tiêu bài học:

Disobedient

Ø Nội dung bài học

- Hát Good Morning Boys And Girls

Good morning boys and girls.

Good morning boys and girls.

I'm so glad you came to school.

Good morning boys and girls.

Good morning Mrs. Stewart.

Good morning Mrs. Stewart.

I'm so glad you came to school.

Good morning Mrs. Stewart.

I want you to see this little boy right here.

Look at his face.

Does he look happy? – no, he doesn't look happy

Does the mommy look happy? – no, this mommy does not look happy

She said do not get into the cookies before dinner

Don't eat cookies before dinner.

Don't eat your favorite snack before dinner, you will ruin your appetite. That means you will ruin your tummy. Your tummy will get all full and then you won't want to eat dinner

She told her little boy, “do not eat cookies before dinner”

what is he doing? - he's eating cookies

He is doing something called disobeying say that with me disobeying

He is being disobedient

His mommy said: "do not touch the cookies before dinner" and he didn't listen to her and he is getting into those cookies

We've talked about things that are wrong. Those bad things that we do is called called sin

He is not happy. When we do bad things, it makes us sad. It makes mommy and daddy sad. It makes God sad when we disobey

He is disobeying his mommy and daddy and see how sad he is

I'm going to pull this picture down because it just makes my heart so sad

Look at this picture right here. Look at her face.

What does she look like? - she looks happy and the daddy looks happy and the mommy looks happy

Even though she was playing with her toys, she was having so much fun, she was playing with her teddy bear and her dolly but it was time to go to bed and so they said "it's time to go to bed no more playing with toys"

She put her toys down and she got right into bed

She obeyed the first time. She obeyed and look at the mommy and daddy are so happy Then she wasn't in trouble and they are happy because she was obeying. She was being obedient

She was being obedient because she chose to do right

She knew that it was right to obey the first time

I want to tell you about a story about our friend Amber.

Look at Amber. Amber and her friend button and Katie kitten were playing hiding go seek

Amber found the very best hiding spot

Have you ever played hide and go seek with your friends and you found the best hiding spot and nobody could find you for a really long time?

It is fun to play hide and go seek. She just knew she was going to be the winner.

She knew so she didn't want to come out of her hiding spot but mommy was calling her "Amber. Amber time to come home. Amber".

She didn't want to leave her spot. She was going to win the game, but she needed to obey her mommy

Mommy called again, "Amber. Amber time to come home". And she didn't come home While Amber was still hiding behind the shed at button's house, she saw her grandma drive by and she waved to Grandma. Grandma waved and Grandma did not have a happy face on

Grandma had come to their house. Grandma was going to come and take them to lunch. Grandma was going to take them shopping. She was gonna buy Amber a brand new toy. But because Amber didn't obey when Mommy called Amber to come home then Grandma had to leave

Grandma didn't stay to take them out to lunch and she didn't get to go get a toy When the game was over and Amber came home. Amber's mom said, "Amber. come sit by Mommy. Come sit down"

Amber said, "I just saw Grandma. Was Grandma at the house today?"

Amber's mommy said, "yes she was here, Amber"

"Amber we need to have a talk. You did not obey today. I was calling you to come home because Grandma had come to take us out to lunch. Grandma was going to take us to go shopping and you were going to get a brand new toy"

"How sad", Amber started to think, "I didn't obey"

"well, call Grandma back. Tell Grandma to come back and we can go now"

If she would have came home when Mommy called, she would have got that blessing But because she wanted to do her own thing then she didn't get that blessing

She said, "Amber. We can't call grandma back. You chose not to obey and you didn't come when Mommy was calling", "sometimes I might call because it's emergency"

If Amber would have obeyed, Amber could have gone shopping and had lunch with Grandma

It's better to obey than it is to disobey

2. Phonics

Ø *Mục tiêu bài học:*

New letter: Tt

Capital T. Little t. T says t as in table. T says t t t

Ø *Chuẩn bị:*

Alphabet Flashcards Tt

Ø *Nội dung bài học*

Đọc vowel chart

Ü *A a a for apple*

Ü *E e e for elephant*

Ü *I i i for inchworm. Squirring all around*

Ü *O o o for ostrich. Living in the zoo*

Ü *U u u for umbrella. To keep the rain off you*

Ü *Now I say my vowels a e i o u*

Ü *Tell me what you think of the song I sang for you*

Đọc consonant Chart

Ü *A sailor went to sea sea sea*

Ü *to see what she could see see see.*

Ü *But all that she could see see see*

Ü *was the bottom of the deep blue sea sea sea*

Cô dạy letter Tt

This is a Tiger. This is capital T

What letter is that? – capital T

Capital T is wearing big hat

This is little t. This is a tent

Little t is wearing a little bow tie

What does Tt say? – t t t

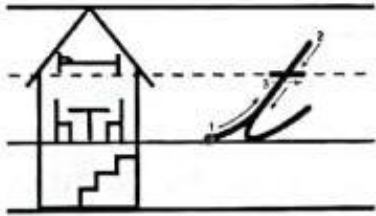
Capital T. Little t. T says t as in table. T says t t t

Đọc consonant Chart

3. Writing (cursive)

Ø Mục tiêu bài học

Viết little t



Ø Chuẩn bị:

ABC writing tablet, tr.22

Ø Nội dung bài học

Hát ABC's Song

What letter is it? – it's little t

Cô dạy viết little t: I start at the red dot. I'm going to slant up through the dotted line.

Retrace back down to the pink carpet. End in a smile. Then I get to pick up my pencil.

I'm going to go on the dotted line and I'm going to make his bow tie

Turn Your Chairs Into The Table

Mẹ phát giấy writing tablet, tr.22

4. Activity Time

Ø Chuẩn bị: sách K4 Bible Activity Book, tr. 9-10. Crayons.

Ø Nội dung bài học: tô màu

We're going to do a paper about Joseph today

Look. He's wearing his beautiful coat of many colors.

We're going to color that coat today

We're going to do such a good job

Look at his sleeves. His sleeves are blue. His arms are yellow.

This part that comes over the front of him is going to be red

I'm going to color so neatly and I'm going to color in all the white spots of the blue sleeves on both sides

I'll listen to the teacher's direction to find out what color we're going to color

Class Stand. Turn your chairs quietly into the table

Mẹ phát giấy sách K4 Bible Activity Book, tr. 9-10 cho con và nhắc con làm theo hiệu lệnh của cô

5. Numbers

Ø **Mục tiêu bài học:** Nhận diện số 1, 2, 3, 4, 5

Ø **Chuẩn bị:** dán 6 thẻ bubbles lên bảng để con lên đập



Ø **Nội dung bài học**

- Ù *One two three four five*
- Ù *Once I caught a fish alive*
- Ù *Six seven eight nine ten*
- Ù *Then I let him go again*
- Ù *Why did you let him go?*
- Ù *Because he bit my finger so*
- Ù *Which finger did he bite?*
- Ù *He bit the little one on the right*

Đọc number chart

Cô mời các bé lên bảng tìm số theo yêu cầu của cô

Cô tráo thẻ để các bạn nhận diện số

- Ù *A sailor went to sea sea sea*
- Ù *to see what he could see see see.*
- Ù *But all that he could see see see*
- Ù *was deep bottom of sea sea sea*

Cô show picture và các con phải tìm số tương ứng

Cô show số và các con tìm đồ vật tương ứng với số



6. Phonics Review

Video này là để củng cố bài học phonics nên thầy không soạn chi tiết nữa nhé.

7. Language Enrichment

Ø Mục tiêu bài học

Học về Table Manners

Ø Nội dung bài học

I'm going to talk to you today about having good table manners

When you go sit down at the table or even at your house, we should always have good manners

When we're out in public that means when we're out of our house, we should always be sitting and doing a good job at the table

We should always have good manners

We have things called forks and spoons and knives

What are these called? - This is called the silverware

Maybe you've already got to help mommy before. You set the table and you put the fork on the napkin and you put the knife next to the plate and the spoon next to the knife right by the plate and that's called your silverware

Do we play with our silverware? - no

Should we go like this while we're at the table? - no

We keep our silverware down. we don't put it in the air. We're not going to play with our food because that's not what we're supposed to do. We're supposed to eat our food not play with our food

When you're out in public, you really shouldn't do that we have to use our manners and not play with our food with our fingers

There are finger foods like pizza, you gotta eat pizza with your fingers

What else could we eat with our fingers? - chicken nuggets or french fries. Those are things you can eat with your fingers

We have to have good manners. We have to sit quietly while we're eating and it's not play time

I'm not playing with my drink. I am just taking a nice sip. Maybe even if I had a straw in there, I would not make bubbles in my drink

We don't put our elbows on the table. We keep our hands in our lap when it's not time for the food and we wait for the food to be served

You need to pray for our food just like we pray for our snack. You're going to stop and wait and pray for your food

It's always best when there's an adult around to always wait to make sure that they get their food first then that's having good manners

When you go out to eat, you have to sit quietly and you wait for your food and you wait patiently and then you sit nicely and you eat your food

Should wait for the bread to get passed around it goes around the table and when you get it then you can reach in and grab one piece of bread

What is this called? - a napkin

I have my picnic setting. This is my picnic setting because if I'm gonna go to the beach, I want to have my picnic setting

I have my plate and my napkin right here. Is the napkin a toy? - no

A napkin can be used so that food doesn't fall on your nice clothes and you put it in your lap

When you're done, you can wipe your mouth, clean your fingers and then you can roll it up. You can even roll it into a ball if you want and you put it on your plate and then you're all done

Do we throw it on the floor? – no. Because if we threw it on the floor that wouldn't be having good manners

I want to tell you about Amber lamb. Amber Mommy and Daddy got invited to a very important dinner. Daddy Lamb was going to wear a bow tie. Mommy Lamb was going to dress up in a very fancy dress and Amber was going to get to have a brand new dress too. She was going to look so pretty like when they go to church. They were going to go to a fancy dinner but her mommy needed to help her to learn to have good manners at this banquet. So they decided they were going to pretend to go into the

kitchen so Amber's mommy got out of plates and a napkin in her silverware and they practiced being a lady at the table.

When she put bread down on the table, what should Amber do? - she should wait for the bread to come around. When the bread came around, what did she need to do? she needed to touch one piece she needed to have good manners

When she got her drink, what did Mommy need to tell her not to make in her drink? - bubbles

If the food came to her first, what should she do? - she needed to wait

So mommy taught her how to have good manners so that they could go to this very special dinner and then Amber was ready.

Now she was a little nervous. But when she got there, she saw her pretty silverware and she had a nice drink and a pretty plate and she remembered all the things that mommy told her and she did not put her elbows on the table. She put her hands in her lap and she waited for the food to come

And when she was all done, she sat like a good little girl and she did not play around She was being a lady at this banquet because she was using her good

Ø ***Thầy gợi ý thêm về bài học:***

Good table manners:

- 1. Wash your hands and come to the table as soon as you are called.*
- 2. Thank God for your food before you begin to eat.*
- 3. Use a napkin to wipe your mouth and hands.*
- 4. Don't talk with food in your mouth, and chew with your mouth closed.*
- 5. Sit close to the table so food won't fall onto the floor.*
- 6. Keep your elbows off the table.*
- 7. Don't play when you should be eating.*
- 8. After you finish eating, ask "May I be excused?"*
- 9. Thank the person who prepared your meal.*
- 10. Wash your hands again after you leave the table.*

LESSON 27

1. Skills Development

Ø *Mục tiêu bài học:* tô màu và dùng kéo

Ø *Chuẩn bị:* Readiness Skills, tr.41. Kéo. Crayons

Ø *Nội dung bài học*

Hát Good Morning Boys And Girls

Good morning boys and girls.

Good morning boys and girls.

I'm so glad you came to school.

Good morning boys and girls.

Good morning Mrs. Stewart.

Good morning Mrs. Stewart.

I'm so glad you came to school.

Good morning Mrs. Stewart.

Today's paper is going to be so much fun

We get to do the silly paper

It has lots of different lines on it

It has some straight lines

It has some curvy lines and it has some zigzag lines

First we're going to color it and then we're going to try to do some cutting on it

When I color this paper right here, the first thing I'm going to do is I'm going to use my purple crayons

I am going to color back and forth all the way down right here in between the purple lines

Do you see how I'm staying inside those lines right there.

I'm coloring all the way down but I'm going to stop right before I get to the bottom

I see some words on my paper that's going to tell me to stop

I did not color inside these white lines over here

I stay right inside of the purple lines. We're going to do that with the red lines and with the green lines, too

Then when we're all done, we're going to get to cut that out

Class Stand Turn Your Chairs Quietly Into The Table

Mẹ phát giấy **Readiness Skills, tr.41** cho con và cố gắng để con tự làm theo cô nhé

2. Phonics

Ø **Mục tiêu bài học**

Học kỹ hơn về letter Tt

Ø **Chuẩn bị:**

Alphabet Flashcards Tt

Ø **Nội dung bài học**

Ü *A a a for apple*

Ü *E e e for elephant*

Ü *I i i for inchworm. Squirring all around*

Ü *O o o for ostrich. Living in the zoo*

Ü *U u u for umbrella. To keep the rain off you*

Ü *Now I say my vowels a e i o u*

Ü *Tell me what you think of the song I sang for you*

Đọc Vowel Chart

Hát Vowel Song

Đọc consonant Chart

Capital T. Little t. T says t as in table. T says t t t

Do you know what kind of animal that is? - a turkey

Do you hear “t” as in Turkey? – yes

A top is a toy where you take it and you spin it so you would put it on the table or on the floor

Whenever you see the top inside of our cards you get to stand up, spin around really fast and sit back down

Capital T is wearing big hat

Little t is wearing a bow tie



This word is “pet”. You could have a turtle as a pet

Do you hear t at the beginning or at the end? – at the end

Capital T. Little t. T says t as in table. T says t t t

This one is “tail”. A turtle has a little tail

Do you hear t at the beginning or at the end? – at the beginning

This word says “Tim”. that is a boy's name.

Do you hear it at the beginning or at the end? - at the beginning

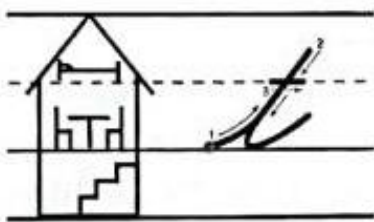
This word is “bit”

Is it at the beginning or at the end? – at the end

3. Writing (cursive)

Ø Mục tiêu bài học

Ôn lại little t



Ø Chuẩn bị:

Writing Tablet, tr.23

Ø Nội dung bài học

Hát ABC's Song

Cô ôn lại little t: It starts at the red dot. Slant up through the dotted line. Retrace back down to the pink carpet. End in a smile. Pick up my pencil. Go on the dotted line and put on his bow tie

Viết keystroke: We're going to slant up. Retrace down the same line. Curve around. Retrace back up. Retrace down. Curve around. Go back up. Retrace down. Curve around go back up. Retrace down and then you will curve back up and down and up and down all the way to the end then you'll end in a smile

Turn Your Chairs Into The Table

Mẹ phát giấy writing tablet, tr.23

4. Activity Time

Ø *Nội dung bài học: đọc thơ, hát hò và diễn kịch*

We are going to do lots and lots of poems today.

This is called Hands On Shoulders

- Ü *Hands on shoulders*
- Ü *Hands on knees*
- Ü *Hands behind you if you please*
- Ü *Touch your shoulders*
- Ü *Now your nose*
- Ü *Now your hair*
- Ü *And now your toes*
- Ü *Hands up high in the air*
- Ü *Now at your sides*
- Ü *Now touch your hair*
- Ü *Hands up high as before*
- Ü *Now clap your hands 1 2 3 4*

This next poem talks about a little tiny rabbit

- Ü *Tall ears,*
- Ü *Twinkly nose,*
- Ü *Tiny tail,*
- Ü *And hop, he goes!*
- Ü *What is he?*
- Ü *Can you guess?*

Ü *I feed him carrots*
Ü *And watercress.*
Ü *His ears are long,*
Ü *His tail is small*
Ü *And he doesn't make any noise at all!*
Ü *Tall ears,*
Ü *Twinkly nose,*
Ü *Tiny tail,*
Ü *And hop, he goes!*

Listen to this poem. It's called Happy Thoughts

Ü *The world is so full of a number of things*
Ü *I'm sure we should all be as happy as kings*

I have a new poem for you today. This poem is called “down down”

Ü *Down down yellow and brown*
Ü *The leaves are falling all over the town*

Whisky Frisky

Ü *Whisky frisky,*
Ü *Hippity hop,*
Ü *Up he goes*
Ü *To the tree top!*
Ü *Whirly, twirly,*
Ü *Round and round,*
Ü *Down he scampers*
Ü *To the ground.*
Ü *Furly, curly,*
Ü *What a tail,*
Ü *Tall as a feather,*
Ü *Broad as a sail.*
Ü *Where's his supper?*
Ü *In the shell,*

Ü *Snappy, cracky,*

Ü *Out it fell.*

Hát Little Bo-Beep

Ü *Little Bo peep has lost her sheep*

Ü *And can't tell where to find them.*

Ü *Leave them alone and they'll come home,*

Ü *Wagging their tails behind them.*

Hát Hey, diddle, diddle,

Ü *Hey, diddle, diddle,*

Ü *The cat and the fiddle,*

Ü *The cow jumped over the moon;*

Ü *The little dog laughed*

Ü *To see such sport,*

Ü *And the dish ran away with the spoon.*

Hát Mary Had A Little Lamb

Cô nói sơ về story “Gingerbread man”

5. Numbers

Ø **Mục tiêu bài học:** cô dạy số 6

Ø **Chuẩn bị:** thẻ số 1-6

Ø **Nội dung bài học**

Clap to ten

Đọc number chart

Ü *One two three four five*

Ü *Once I caught a fish alive*

Ü *Six seven eight nine ten*

Ü *Then I let him go again*

Ü *Why did you let him go?*

Ü *Because he bit my finger so*

Ü *Which finger did he bite?*

Ü *He bit the little one on the right*

Cô tráo thẻ để các con nhận diện các số đã học

Play order game

Cô dạy số 6:

What number is this? – number 6

Number Six is a stick with a ball at the bottom (câu này quan trọng)

What does number six look like? – a stick with a ball at the bottom

Cô tráo thẻ để các con nhận diện number 6

Cô show số 6 và các con tìm 6 đồ vật

*How do I know that's number six? – because it's **a stick with a ball at the bottom***

6. Phonics Review

Video này là để củng cố bài học phonics nên thầy không soạn chi tiết nữa nhé.

7. Language Enrichment

Ø **Mục tiêu bài học**

Học về Telephones

Ø **Nội dung bài học**

We have been talking a lot about things that God has made

I talked to you about somebody that made something

God made this person and God helped this person to make something.

*This man is called an **inventor***

An inventor is somebody who invents something that we don't already have

Remember how we talked about that man who created or who made, who invented the light bulb? what was his name? Thomas Edison

Look at this man right here. His name is Alex Mr Alexander Graham Bell

This man invented something really neat and I want to tell you about it

This man wanted to help people to be able to hear people from far away. He is the man who invented the telephone

He was an inventor that means he worked things out and he kept trying and trying and trying

*He did things called **experiment**. He was experimenting and trying to make things so that people could hear*

*He had a mommy who could not hear. That means she was **deaf***

She was deaf and she couldn't hear when he was a baby. She couldn't hear his cries.

She could see him crying but she couldn't hear him cry

Alexander Graham Bell wanted to help her to be able to hear

He even married a lady who could not hear and he helped her too

He also had a friend. He had a helper like a business partner and his partner helped them to create to invent the telephone

They took wires and they tried to make sound go through the wires. All these wires connecting together and it had electricity

They finally figured out that electricity could flow through the wires to help be able to hear

*He was in his office and his partner **Mr Watson** was in his office in another room and he was working on his part of the phone*

He spilled something on himself and when he did that he called out and he said "Mr Watson come in here" and when he did that Mr Watson heard it but not just heard it like through his ears he heard it come through the wires

*He first came up with something called the **telegraph***

*A **telegraph** was a machine that made noises and they use it in the military and they use it in different businesses and things*

The telegraph just made noises so if it went beep beep beep and different noises meant different letters of the alphabet

This first very first phone what they would have to do is they'd have to talk right into the special opening in the phone and they had this other piece that they would hold up to their ear

See this phone right here. This is like my great great grandmother had a phone like this. it was connected to the wall and you could not go anywhere. You couldn't move from it. You couldn't walk out of the room with it

*You had to stay right there and then as years passed then phones became different
People started making phones a little bit easier and a little bit easier*

Because of this man, Mr Alexander Graham Bell, he is the reason why we have the telephone

*He was the **inventor** of the telephone*

Now we have phones that kind of look like this

Then they had it where there's no wires and no cords coming out of it at all. It was called cordless. That means there's no cord on it

*Now this probably looks like the kind of phone that you know. What is this kind of phone? - a **cell phone***

These are the kind of phones you might see today. I could go anywhere I could go outside with my phone and call my mommy.

Do you know he had to work really hard when he was your age?

He had to learn math. He had to be really good with numbers. He had to learn how to read and work really hard when he was your age so that as he grew up he could do that special job

If you work really hard in school and you learn all the things that you need to learn, you will be an inventor.

LESSON 28

1. Skills Development

Ø *Mục tiêu bài học:* tô màu

Ø *Chuẩn bị:* Readiness Skills, tr.43. Crayon. Pencil

Ø *Nội dung bài học*

Hát Good Morning Boys And Girls

Good morning boys and girls.

Good morning boys and girls.

I'm so glad you came to school.

Good morning boys and girls.

Good morning Mrs. Stewart.

Good morning Mrs. Stewart.

I'm so glad you came to school.

Good morning Mrs. Stewart.

We're gonna do a fun paper today

We are going to make a cute little creature that God has made. It's sitting up in this tree

I wonder what we're going to make today

What do you think we might make?

It's not an egg. It's going to be a bird

What kind of bird it's going to be? I can't wait to show you and it's really fun to go to

Class Stand Turn Your Chairs Quietly Into The Table

Mẹ phát giấy **Readiness Skills, tr.43** cho con và cố gắng để con tự làm theo cô nhé

2. Phonics

Ø *Mục tiêu bài học*

Học về Tt blends

Ø Chuẩn bị:

Thẻ Tt và thẻ của các vowels để ghép blends

Letter Picture Flashcards T, t

Ø Nội dung bài học

Đọc Vowel Chart

Hát Vowel Song

Đọc consonant Chart

I say O you o

I say E you say e

I say T you say t

Cô cho các bạn phân biệt consonant và vowel

Cô dạy **Blend**

I'm going to teach you how to blend your letters together

A consonant and a vowel put it together and sounded together

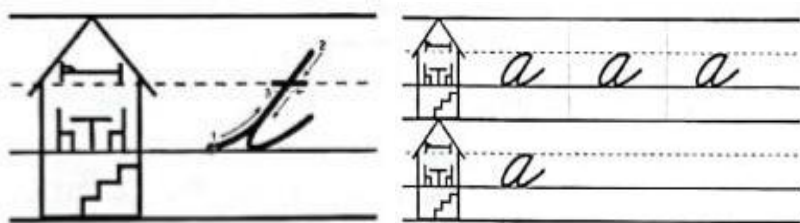
Các bé bắt chước theo cô để tập đọc blend Tt

Tập đọc blend Tt cho đến hết video

3. Writing (cursive)

Ø Mục tiêu bài học

Ôn lại little t và little a



Ø Chuẩn bị:

Writing Tablet, tr.24

Ø Nội dung bài học

Hát ABC's Song

Nhận diện little t và little a trên bảng của cô

Cô ôn lại little t: *It starts at the red dot. Slant up through the dotted line. Retrace back down to the pink carpet. End in a smile. Pick up my pencil. Go on the dotted line and put on his bow tie*

Cô ôn lại little a: *We start at the red dot. Curve down and around to the pink carpet. Go up to the red dot and stop and think. Retrace down the same line to the pink carpet and end in a smile*

Turn Your Chairs Into The Table

Mẹ phát giấy Writing Tablet, tr.24

4. Activity Time

Ø Chuẩn bị:

Mẹ chuẩn bị 1 cái thùng hoặc rổ đựng rác giấy

Sách Art Project K4, tr.15-17. Kéo

Ø Nội dung bài học: hôm nay học Art Project

Cô giới thiệu sơ về Art Project K4, tr.15-17

Have you ever gone to a puppet show before?

A puppet is something you put on your hand and you get to make it move yourself.

And today we are going to make a puppet. You're going to get to make an Amber Lamb puppet. Today we're going to do that on our project

The first thing we're going to have to do is we're going to have to cut out our Amber Lamb

First thing we're going to do is we're going to cut out our Amber Lamb's face

There are some blue squiggly lines right here. This is her hair and we're gonna put cotton balls there

We're gonna make it all fluffy just like a little woolly lamb

We're only gonna cut along the black lines

I'm going to cut right around only on the black lines

Now this paper, there are some black lines here too. But we're not gonna cut inside of our square. We're only going to cut on the outside. We're gonna cut all the way around on the black lines

Cô gắng hướng dẫn con hình thành thói quen gọn gàng và nghe hiệu lệnh của cô

Class stand. Turn Your Chairs Quietly Into The Table

Mẹ phát **Art Project K4, tr.11-13** cho con và cố gắng tập cho con làm theo hướng dẫn của cô.

5. Numbers

Ø **Mục tiêu bài học:** học number chart từ 0-20

Ø **Chuẩn bị:**



Ø **Nội dung bài học**

Cô giới thiệu number chart 1-20

I have some new number charts up here. Today we are going to count all the way to 20

Đọc từ 0 -20

Cô tráo thẻ để các con nhận diện các số đã học

Cô đọc số nào thì các con tìm số đó

I'm looking for the number that is number two

6. Phonics Review

Video này là để củng cố bài học phonics nên thầy không soạn chi tiết nữa nhé.

7. Language Enrichment

Ø Mục tiêu bài học

Học về transportation

Ø Nội dung bài học

*Most the time to get to a restaurant, we would have to use a car to get there. If we go in a car and then we're using something called **Transportation***

We're going to talk about transportation today.

So I'm going to use my people power to walk to the playground but I'm going to use a car, I'm going to use transportation to get to a restaurant

What if I wanted to go see Grandma and Grandpa what would I use I could use a car

But what if my grandma and grandpa lived really far away? - an airplane

How would I get to Africa? I could go with a boat or a helicopter but that would really take a really long time. Those are all things that are transportation. That means they would transport me from one place to another

We're going to talk about transportation for the next couple days

Look right here for our next couple lessons, we're going to talk about transportation

Now I see a car right here. It looks like a sports car

If I wanted to go somewhere in my very very big sports car, would I use my feet? would I pedal it? – no. You would steer it

*There's something inside of the car that makes it go. It's called the **engine***

The engine makes it go and we have to take care of the engine. We have to put something in the engine to make it go. We have to put oil and gasoline in

Have you gone with Mommy to the gas station and we open up that little spot?

Sometimes you have to twist that that little spot open. And you open up the little lid and you stick the hose in there and Mommy pumps the gas and the gas goes inside the car that's how you make that car go

So we're not using people power. We're not using us to make it go. It's the gasoline and the engine that makes the car to go.

And when we get into that car, the engine will make this car go

*This kind of transportation is called an **ambulance***

This ambulance takes you to the hospital. So it'll transport you if you're sick or somebody is hurt

It's fun to go in a helicopters. They will give you medicine in there

The helicopter is fun to go on sometimes. There are people in the helicopters that go around and they search for people

They would fly in a helicopter and when they're looking for people. Sometimes you can go on things called a helicopter tour. And if you go somewhere brand new, maybe into a place that has mountains and things you can go on a helicopter

To make us move so that we have our people power to move to go outside and to play and to work hard. What kind of fuel do we need? - we need food

Those will help us to fuel our bodies so that we can move. Because if we didn't eat, we'd be like this and we wouldn't be able to go anywhere. We'd feel sluggish so we would want to fuel our body with good healthy foods inside of our body

Something else we need is something to drink. We need to fuel our bodies with something cold to drink like water

How do you think we would make a bike move? we would pedal with feet

So we would have our people power that's how we would move it

The cars use their engine power the engine power to move the cars or the jet fuel to help the airplanes to fly

We need fuel like good food and water to help us to go. The cars need oil they need oil and gasoline to help them move

We're going to learn more about these different things but all of this wrapped together is called transportation

LESSON 29

1. Skills Development

Lesson 29 không có video nên các con được nghỉ

2. Phonics

Ø Mục tiêu bài học

Ôn lại về blends

Ø Chuẩn bị:

Viết sẵn lên bảng: bit ran sum tan

Ø Nội dung bài học

In our last lesson, we were learning how to blend our letters together

Đọc Vowel Chart

Ü A a a for apple

Ü E e e for elephant

Ü I i i for inchworm. Squirming all around

Ü O o o for ostrich. Living in the zoo

Ü U u u for umbrella. To keep the rain off you

Ü Now I say my vowels a e i o u

Ü Tell me what you think of the song I sang for you

Đọc consonant Chart

Cô trao thẻ để con đọc sound của các vowels

I say E, you say E

I say T, you say t

I say I, you say i

I say O, you say o

I say U, you say u

I say A, you say a

Cô ôn lại về Blend

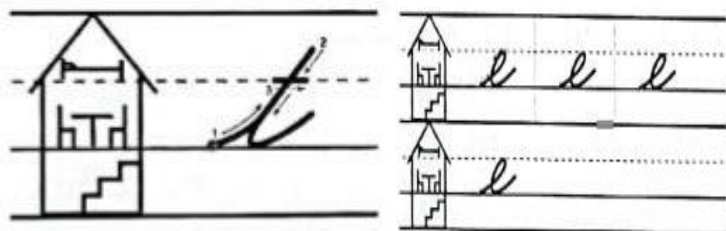
A blend is a consonant and a vowel put it together and sounded together

Các con tập đọc blend Tt theo cô

3. Writing (cursive)

Ø *Mục tiêu bài học*

Ôn lại little t, e



Ø *Chuẩn bị:*

Writing Tablet, tr.25

Ø *Nội dung bài học*

Hát ABC's Song

Today we are going to write two letters

Cô ôn lại little t: It starts at the red dot. Slant up through the dotted line. Retrace back down to the pink carpet. End in a smile. Pick up my pencil. Go on the dotted line and put on his bow tie

Cô nói sơ lại về little e: It starts on the red dot in the downstairs. We're going to go up to the dotted line. Loop around and cross over to the pink carpet and end in a smile

Turn Your Chairs Into The Table

Mẹ phát giấy Writing Tablet, tr.25

4. Activity Time

Ø *Nội dung bài học: Music*

1. *Rainbow Colors*
2. *My Teddy Bear*
3. *The Wheel On The Bus*
4. *The Alphabet Song*

5. Sweetly Sings The Donkey

Sweetly sings the donkey

at the break of day.

If you do not feed him,

this is what he'll say:

Hee-haw! Hee-haw! Hee-haw! Hee-haw! Hee-haw!

6. Mary Had A Little Lamb

7. Jack And Jill

8. The Bakery Shop

5. Numbers

Ø **Mục tiêu bài học:** ôn tập từ 1-6

Ø **Chuẩn bị:**

Chuẩn bị vài thẻ hình shirt, number chart 0-20 và thẻ số nhỏ



Ø **Nội dung bài học**

Rickety Tickety clap with me. How many fingers do you see? – 5

Rickety Tickety clap with me. How many fingers do you see? – 6

Rickety Tickety clap with me. How many fingers do you see? – 10

Đọc number chart 0-20

Cô trao thẻ để các con nhận diện số

Play order game

Cô đọc số và con lên bảng lấy số shirt tương ứng

How many shirts does he need to get me?

Class stand. Turn your chairs into the table

Lấy thẻ số xếp theo thứ tự theo yêu cầu của cô. Sau đó cô đọc số nào thì con nhặt số đó lên. Sau khi xong thì đặt số đó về chỗ cũ.



6. Phonics Review

Video này là để củng cố bài học phonics nên thầy không soạn chi tiết nữa nhé.

7. Language Enrichment

Ø Mục tiêu bài học

Học về transportation

Ø Nội dung bài học

We have been talking about transportation.

Last lesson we talked a lot about transportation that was people power. If we were going to use our people power that means we were going to walk somewhere. We were going to use our legs

*Let's talk about the train today. A train rides on a track and it has special wheels. Its wheels are made so that it fits right on the **railroad tracks**. And it has to stay on the tracks*

*Where is a train's engine? - The train's engine is in the first car. It is the **locomotive** Sometimes they use coal and the coal is like the fuel*

***Freight trains** carry heavy things, big boxes, and cars and military trucks.*

***Passenger trains** carry people*

*A **jet** can go very fast. A **propeller** looks like a big fan. It's got two really long things that look like arms*

*Jets have wheels to go on an **airstrip**, and then they **take off** and fly up in the sky. A jet has a special engine that helps it go very fast. Jet planes make a lot of noise, and they move very, very fast*

I'm thinking of something that goes on the water that could take you across the water – a boat

*Some boats have an engine and some boats don't. They have big **sails** that spread out to catch the wind. The wind pushes the sail, and the boat moves across the water. Most boats have engines that turn big propellers under the water. A propeller looks like a big fan. When the propeller turns, it pushes against the water, and the boat moves through the water.*

*If we're sick or we're hurt and we have to go to the hospital, Think of special cars that can go fast called the **ambulance**.*

LESSON 30

1. Skills Development

Ø *Mục tiêu bài học:* tô màu

Ø *Chuẩn bị:* Readiness Skills, tr.45. Crayon

Ø *Nội dung bài học*

Hát Good Morning Boys And Girls

Good morning boys and girls.

Good morning boys and girls.

I'm so glad you came to school.

Good morning boys and girls.

Good morning Mrs. Stewart.

Good morning Mrs. Stewart.

I'm so glad you came to school.

Good morning Mrs. Stewart.

We have lots of fun to do today

Let's look at our paper right here

I see some cute and cuddly Bears right here

If we saw a bear out in the wild, we wouldn't want to cuddle up to them

They look like we want to cuddle up to them but we can't out in the wild. They are too dangerous

A baby bear is called a cub

We're gonna try to get our baby cub all the way to or the mama all the way to the baby

I'm going to get my pencil and you're going to use your pencil and I'm going to show you how we are going to write it

I'm going to make sure that my mommy and my daddy are in the right place

I am going to start on the red dot

I see white dotted lines so I am going to make sure I stay on those white dotted lines

Look how slow I'm going

I don't want to fall off. I'm going to walk across this bridge right here.

I'm going to go so slow again as I make my way all the way to the baby cub

We got to get that Mama to her bear and then we're going to color all bushes that we find along the way and the bushes are going to be green

What color do you think we're going to color that bear? - brown

Class Stand Turn Your Chairs Quietly Into The Table

Mẹ phát giấy **Readiness Skills, tr.45** cho con và cố gắng để con tự làm theo cô nhé

2. Phonics

Ø Mục tiêu bài học

Làm quen với blend ladder Tt

Ø Chuẩn bị:

Blend ladder Tt

Consonant chart

Ø Nội dung bài học

When we blend together we're using our vowel and our consonant

Đọc Vowel Chart

Hát Vowel Song

What are these called? – these are vowels

What are these called? – these are consonants

Nhận diện consonant và vowel

I say T you say t

I say I you say i

I say O you say o

I say U you say u

I say E you say e

I say A you say a

Cô trao thẻ các vowels và Tt, các con nhìn vào và đọc sound của các vowels và Tt

Cô đọc âm của vowel và các con chọn đúng vowel



A blend is a consonant and a vowel put it together and sounded together

Cô giới thiệu Blend Ladder Tt



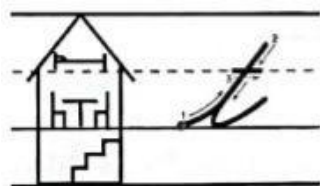
When we were doing our blends, we were taking our letter T and our vowels and we were putting them together

Cô dạy đọc blend ladder Tt

3. Writing (cursive)

Ø *Mục tiêu bài học*

Ôn lại little t, a và o



Ø *Chuẩn bị:*

Writing Tablet, tr.26

Ø *Nội dung bài học*

Hát Alphabet Song

Cô nói sơ lại về little o:

It starts on the red dot. We go down and around. We go back up and through the red dot, into the circle and wave

Cô nói sơ lại về little t :

It starts at the red dot. Slant up through the dotted line. Retrace back down to the pink carpet. End in a smile. Pick up my pencil. Go on the dotted line and put on his bow tie

Cô nói sơ lại về little a: *We start at the red dot. Curve down and around to the pink carpet. Go up to the red dot and stop and think. Retrace down the same line to the pink carpet and end in a smile*

Turn Your Chairs Into The Table

Mẹ phát giấy Writing Tablet, tr.26

4. Activity Time

Ø **Nội dung bài học:** lesson 30 không có video bài học môn Activity time

5. Numbers

Ø **Mục tiêu bài học:** viết số 2

Ø **Chuẩn bị:** thẻ giống hình ở cuối bài hướng dẫn

Ø **Nội dung bài học**

Đếm đến 20

Cô tráo thẻ cho các con nhận diện các số đã học

Play order game

Cô tráo thẻ cho các con nhận diện các số đã học

Đếm đến 20

Cô dạy viết số 2

Look right here. Do you see I have a number up here?

Viết số 2: *I start at the red dot. I'm gonna go up and around. I'm going to curve down, slant down. I'm gonna bounce up then bounce down and curve right back up again*

It reminds me of a swan

Viết số 2: *It starts on the red dot. Curve up to the ceiling. Curve down to the pink carpet. We bounce up and down and back up again*

Cô mời các bạn lên bảng viết số 2

Come circle number 4



6. Phonics Review

Video này là để củng cố bài học phonics nên thầy không soạn chi tiết nữa nhé.

7. Language Enrichment

Ø Mục tiêu bài học

Học về **how animals move**

Ø Nội dung bài học

Today we're going to talk about how other things go

We're going to talk about some of God's creatures and how they get around

Let's look right here. I see a beautiful butterfly

How does a butterfly go from flower to flower?

Does it hop on its legs? – no

Does it swim? – no

The butterfly can fly. God gave the butterfly wings to help him go from place to place.

Even though his wings look very small, they are very strong. Wings help the butterfly go very far every day.

What kind of animal is this? - It is a mouse. He is a tiny animal that can run very fast.

We would say he scampers about. He is very quiet. You would not know he was in your house. God made his little legs very strong.

Here comes a big horse. Horses can walk slowly, and they can also go fast. When a horse runs as fast as he can, he gallops. God gave the horse strong legs so he can be a helper to man. The horse is strong enough to carry a person on his back, pull a cart, or pull a plow.

What animal is this? - a bear. Bears not only walk on four feet, but they can stand up and walk on their two back feet. When they stand up they are very tall.

LESSON 31

1. Skills Development

Ø *Mục tiêu bài học:*

Disobedient

Ø *Nội dung bài học*

Hát Good Morning Boys And Girls

Good morning boys and girls.

Good morning boys and girls.

I'm so glad you came to school.

Good morning boys and girls.

Good morning Mrs. Stewart.

Good morning Mrs. Stewart.

I'm so glad you came to school.

Good morning Mrs. Stewart.

Let's look at this picture right here. Do you see this little boy?

What is his mommy doing? - she's talking on the phone

But look what that little boy is doing. He's trying to get her attention while she is on the phone

*He is doing something called being **impatient***

Impatience means you want something right now

This little boy is being very impatient

Let's look at this little boy. Is his mouth moving? – no

Is he wiggling around and pulling on his mommy? – no

*He's being **patient***

He is using good manners because he's waiting for his mommy to finish talking to the teacher

He probably needs something but he's waiting patiently for mommy to finish talking to the teacher

*This boy is sitting and having dinner with his family
And this little boy said, " could you please pass the bread?"
And this little boy said, " yes. I will pass the bread to you"
He didn't take any bread first. He just passed the bread. He is being **polite**
Look at this little girl. Does she look like she's being polite? – no
What should she be doing differently? - she should be using her silverware
Should she be eating her mashed potatoes with her fingers? – no
So she's not being polite. She's being **impolite***

Now let's look at Amber Lamb right here

Amber Learns Table Manners

*"May I go, Mother? Please, may I go?" Amber Lamb begged.
"I don't know if you are old enough," Mother said gently. "I am not sure you will remember all your table manners."
The Lamb family had been invited to a special banquet, which is a fancy dinner party. Amber wanted to go very badly.
"What table manners do I need to remember?" Amber asked.
"I know a way to help you review your table manners," Mother said. "Let's go to the kitchen and pretend we are at the banquet."
Amber ran to the table as quickly as she could. She turned and saw Mother frowning.
"Uh, oh," Amber said. "I guess I shouldn't have run."
"It's good manners to walk to the table," Mother said.
She went to the cupboard and took out plates and glasses. Amber got out the silverware. Together they set the table.
"The knife and spoon go on the right side of the plate," Mother reminded Amber.
"The fork goes on the left side."
When the table was set with dishes and some food to serve, Mother and Amber sat down. Amber tipped her plate to look at her reflection in the shine.
"Good table manners," Mother said, "means we do not touch our plate or silverware until we're ready to start eating."*

Amber quickly put her plate back down. She watched Mother carefully pick up her napkin, unfold it, and lay it in her lap. Amber tried to copy her exactly. Mother passed Amber the bread basket. Amber did not want the heel of bread that was on top; so she moved it to take the piece of bread that was under it.

"Good table manners," Mother said, "means not touching any food but the food you will eat. It is all right to ask for help, though."

Mother showed Amber how to carefully take a slice of bread without touching the other slices. Mother helped Amber put a small helping of butter and jelly on her plate to spread on the bread. When she had finished putting butter on her bread, Amber looked at the whole slice on her plate.

"Would it be good table manners to cut my bread before I pick it up?" she asked.

"Yes, it would," Mother said with a smile. "I think you are learning table manners very quickly. I am pleased with you, and God is pleased with the way you are listening to me and following directions. I will be very happy to have you sit beside me at the banquet!"

2. Phonics

Ø *Mục tiêu bài học*

New letter: Ll

Capital L. Little l. L says l as in table. L says l l l

Ø *Chuẩn bị:*

Alphabet Flashcards Ll

Ø *Nội dung bài học*

Đọc vowel chart

Ü A a a for apple

Ü E e e for elephant

Ü I i i for inchworm. Squirring all around

Ü O o o for ostrich. Living in the zoo

Ü U u u for umbrella. To keep the rain off you

Ü Now I say my vowels a e i o u

Ü *Tell me what you think of the song I sang for you*

Đọc consonant Chart

A consonant and a vowel put together and sounded together. This is called a blend.



Cô dạy letter Ll

This is a Lion

This is capital L

What letter is that? – capital L

Capital L is a tall stick and his feet are sticking out

This is little l

Little l is a big stick

What does Ll say? – l l l


Capital L. Little l. L says l as in lamp. L says l l l

Chuẩn bị thẻ giống bên dưới

Leg: do you hear l at the beginning or at the end? – at the beginning

Bell: do you hear l at the beginning or at the end? – at the end

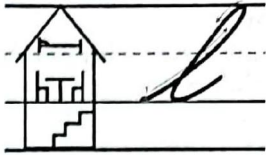
Lid: do you hear l at the beginning or at the end? – at the beginning



3. Writing (cursive)

Ø *Mục tiêu bài học*

Viết little l



Ø *Chuẩn bị:*

ABC writing tablet, tr.27

Ø *Nội dung bài học*

Hát ABC's Song

What letter is it? – it's little l

Cô dạy viết little l: Start at the red dot. Slant all the way up to the ceiling. Loop toward the house. Slant down and cross over to the pink carpet and end in a smile.

Turn Your Chairs Into The Table

Mẹ phát giấy writing tablet, tr.27

4. Activity Time

Ø *Chuẩn bị:* sách K4 Bible Activity Book, tr. 11-12. Crayons.

Ø *Nội dung bài học:* tô màu

For activity today, we are going to color a Bible paper

Let's look at this paper right here. I see a little sister. She looks like she's taking very good care of her brother

Her name was Miriam. Miriam was the sister of baby Moses

Why is he in that basket? the princess could find him

Who told the mommy to put him in that basket? - God did

Because as for God, his way is perfect. God told the mommy to put him in that basket and then they put him down in that Nile River

She waited and watched to see what God was going to do

God was going to protect that baby, just like God protects you boys and girls

Because He loves you and he's going to take good care of you

Today on our paper, we're going to color Miriam and Baby Moses
Her dress is red so we're going to use our red crayon
I want to show you the basket first. We're going to color that basket first
We see some dots. Usually that means we're going to trace
So first we're going to trace the lid of the basket
So I'm going to start over here by the bottom where baby Moses's feet would be
And I'm going to go up and around
Do you see Miriam has her hand on the basket?
I don't want to put a line through her hand so when I get to her hand I'm going to
stop. I'm going to pick up my pencil and I'm going to go back over there. I'm going to
go around again just like that and then I'm going to go down to the bottom of the
basket just like this
I am coloring so nicely. I am going back and forth
I'm not going to color her hand. I'm going to color so carefully back and forth and I
don't want to get baby Moses's face
Class Stand. Turn your chairs quietly into the table

Mẹ phát giấy sách K4 Bible Activity Book, tr. 11-12 cho con và nhắc con làm theo hiệu lệnh của cô

5. Numbers

Ø **Mục tiêu bài học:** Nhận diện số 1, 2, 3, 4, 5,6

Ø **Nội dung bài học**

- Ü *One two three four five*
- Ü *Once I caught a fish alive*
- Ü *Six seven eight nine ten*
- Ü *Then I let him go again*
- Ü *Why did you let him go?*
- Ü *Because he bit my finger so*
- Ü *Which finger did he bite?*
- Ü *He bit the little one on the right*

Đọc number chart

Cô trao thẻ để các bạn nhận diện số. Cô mời 2 bé lên bảng, chọn số cô đọc



Cô giới thiệu về Pattern



6. Numbers Review

Ø **Mục tiêu bài học:** làm theo hướng dẫn của cô

Ø **Chuẩn bị:** sách ABC-123, tr.25

Ø **Nội dung bài học**

Viết số 2: *Start on the red dot. Curve up to the ceiling. Around. Slant down and walk across the floor.*

Class Stand Turn Your Chairs Quietly Into The Table

Mẹ phát giấy sách **ABC-123, tr.25** cho con và cố gắng để con tự làm theo cô nhé

7. Language Enrichment

Ø **Mục tiêu bài học**

Học về Lions

Ø **Nội dung bài học**

Do you see who's behind me?

This is Larry Lyon. We're going to talk about Larry Lyon

Look how big he is. He is considered the king of the jungle

He is the daddy. You know how I know he's the daddy lion? because he has all of this hair around his neck. God made him so special

God made him with all that hair around his neck to protect his neck from other animals

trying to bite his neck and to let people know he is the king of the jungle

Do you see that he has some whiskers right here? You know that means he's a cat

Would you want this kind of cat at your house? – no. I wouldn't want this kind of cat

This is a wild cat. This kind of cat you would not find at your house. This is the kind of cat you would find at the zoo and in Africa

These lions are in the plains of Africa, that's those dry flat desert areas of Africa

Do you know what lions like to do? - they like to hide in the really tall grass that grows

there is like brown and tan and that's why it's like all desert there because it's not really green

What color is he? - he's kind of like brown and tan. So he could kind of almost be amouflaged. you know what that means camouflage? - you know how like the military wears the camouflage so they can hide. That's what the lion does. He likes to hide in those tall grasses and the plains

Do you see God gave him his paws? he has paws too

When he's done eating, he just goes and lays down. He could sleep between 14 and 21 hours. That's a long time

There's more things to learn about this lion. Do you know that when he was a baby, he didn't have all that fur around his neck

The mommy lion is called a lioness. Do you know that the lioness goes out and hunts food sometimes for her whole family, for the Pack then the daddy

Then the daddy lion stays with the cubs. Sometimes and he waits for them and waits for the mommy lion to come back when the babies are there and the mommy needs to clean them

The mommy uses her big tongue, her tongue is kind of rough like sandpaper and she just licks them

Why did God give him that hair? - to protect his his family so that they know he is the king of the jungle

What part of his body is it protecting? - his neck

What did God give him an extra on his paw? his extra claw

LESSON 32

1. Skills Development

Ø **Mục tiêu bài học:** tô màu và dùng kéo

Ø **Chuẩn bị:** Readiness Skills, tr.47. Kéo. Crayons

Ø **Nội dung bài học**

Hát Good Morning Boys And Girls

Good morning boys and girls.

Good morning boys and girls.

I'm so glad you came to school.

Good morning boys and girls.

Good morning Mrs. Stewart.

Good morning Mrs. Stewart.

I'm so glad you came to school.

Good morning Mrs. Stewart.

I have a surprise for you today

We're going to do something on our paper that I never let you do

When we are coloring on our paper we always have to stay inside the lines

Today on this paper only, I am going to let you scribble

Down down

Yellow and brown

The leaves are falling all over the town

Class Stand Turn Your Chairs Quietly Into The Table

Mẹ phát giấy **Readiness Skills, tr.47** cho con và cố gắng để con tự làm theo cô nhé

2. Phonics

Ø **Mục tiêu bài học**

Học kỹ hơn về letter Ll

Ø Chuẩn bị:

Alphabet Flashcards Ll

Ø Nội dung bài học

Ü A a a for apple

Ü E e e for elephant

Ü I i i for inchworm. Squirming all around

Ü O o o for ostrich. Living in the zoo

Ü U u u for umbrella. To keep the rain off you

Ü Now I say my vowels a e i o u

Ü Tell me what you think of the song I sang for you

Đọc Vowel Chart

Hát Vowel Song

Đọc consonant Chart

Đọc sentence của letter Ll


Capital L. Little l. L says l as in lamp. L says l l l

When you see a light bulb, you say I HAVE AN IDEA

Đọc blend Tt



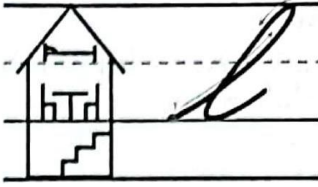
Cô mời các bạn make blend Tt



3. Writing (cursive)

Ø *Mục tiêu bài học*

Ôn lại little l



Ø *Chuẩn bị:*

Writing Tablet, tr.28

Ø *Nội dung bài học*

Hát ABC's Song

Cô ôn lại little l: Start at the red dot. Slant all the way up to the ceiling. Loop toward the house. Slant down and cross over to the pink carpet and end in a smile.

Turn Your Chairs Into The Table

Mẹ phát giấy writing tablet, tr.28

4. Activity Time

Ø *Nội dung bài học:* đọc thơ, hát hò và diễn kịch

We are going to do lots and lots of poems today

Listen to this poem. It's called Happy Thoughts

Ù *The world is so full of a number of things*

Ù *I'm sure we should all be as happy as kings*

This next poem talks about a little tiny rabbit

Ù *Tall ears,*

Ù *Twinkly nose,*

Ù *Tiny tail,*

Ù *And hop, he goes!*

Ù *What is he?*

Ù *Can you guess?*

Ù *I feed him carrots*

Ù *And watercress.*

Ü *His ears are long,*
Ü *His tail is small*
Ü *And he doesn't make any noise at all!*
Ü *Tall ears,*
Ü *Twinkly nose,*
Ü *Tiny tail,*
Ü *And hop, he goes!*

Little Miss Muffet

Ü *Traditional Mother Goose*
Ü *Little Miss Muffet*
Ü *Sat on a tuffet,*
Ü *Eating her curds and whey;*
Ü *Along came a spider,*
Ü *And sat down beside her,*
Ü *And frightened Miss Muffet away.*

Whisky Frisky

Ü *Whisky frisky,*
Ü *Hippity hop,*
Ü *Up he goes*
Ü *To the tree top!*
Ü *Whirly, twirly,*
Ü *Round and round,*
Ü *Down he scampers*
Ü *To the ground.*
Ü *Furly, curly,*
Ü *What a tail,*
Ü *Tall as a feather,*
Ü *Broad as a sail.*
Ü *Where's his supper?*
Ü *In the shell,*

Ü *Snappy, cracky,*

Ü *Out it fell.*

The Big Clock

Ü *Slowly ticks the big clock*

Ü *Tick tock tick tock*

Ü *But cuckoo clock*

Ü *Tick double click*

Ü *Tick tock tick tock tickity tock*

Down Down

Ü *Down down yellow and brown*

Ü *The leaves are falling all over the town*

Cô kể story Goldilocks And The Three Bears

Okay. I want you to listen to the story

Once upon a time, there were 3 bears: a papa bear, a mama bear and a baby bear.

They all live together in their own little house in the woods

Every morning, they each had a bowl of porridge. Papa Bear had a great big bowl because he was the biggest. Mama Bear had a middle sized bowl because she was middle sized and Baby Bear had a wee little bowl because he was the smallest

They each had a chair to sit in. Papa Bear had a great big chair. Mama Bear had a middle sized chair and Baby Bear had a wee little chair because he was the littlest

And they each had a bed to sleep. Papa Bear had a great big bed. Mama Bear had a middle size bed. and Baby Bear had a wee little bed

One morning, the 3 bears poured their porridge into their bowls but it was too hot so while the porridge was cooling the 3 Bears went outside for a walk

wonder where they're going to go

It happened that a little girl had lost her way in the woods. She was called Goldilocks

Now when she saw the bear's house. She walked right up into it and looked in the window then she peeked through the keyhole

Finally seeing that no one was home, she lifted the hatch and went inside

Are we supposed to go into other people's homes without permission? - no absolutely not. That is not using good manners.

There on the table were 3 bowls of porridge

Goldilocks tasted the porridge and Papa Bears great big bowl but it was too hot. Then she tasted Mama Bears bowl but it was too cold. And then she tasted Baby bears we little bowl and it was just right. And so she finished the whole thing. Then Goldilocks saw 3 chairs.

“I think I'll sit down and rest”, she said. First she tried Papa bears but it was too big and too hard. Then she tried Mama bears middle sized chair but it was too soft. Then she tried Baby bear's chair and it was just right but then she broke it.

So Goldilocks climbed up the stairs and she went into the bed. She saw Papa bear's great big bed but it was too high. Then she saw Mama bear's bed but it was just too high for her too. Then she laid down on Baby bear's bed and she went to sleep

The bears came home and the bears said someone's been eating my porridge. And Mama Bear said somebody's been eating my porridge and Baby Bear said somebody's been eating my porridge and ate it all gone. Then Papa Bear said somebody's been sitting in my chair. Mama Bear said somebody's been sitting in my chair. And Baby Bear said somebody's been sitting in my chair and they broke it

Then Baby Bear and Papa Bear and Mama Bear went upstairs. And in a growling voice

somebody's been laying in my bed, somebody's been laying in my bed said Mama Bear. Someone is laying in my bed and she's still there

Then Goldilocks jumped up and flew out the window and Baby Bear said “Wait. Come back. We want to play. It's okay”

But they never saw Goldilocks ever again

The end.

5. Numbers

Ø *Mục tiêu bài học: Nhận diện số 1, 2, 3, 4, 5, 6*

Ø *Chuẩn bị: thẻ số 1-6*

Ø *Nội dung bài học*

Clap to six

Đọc number chart

Cô tráo thẻ để các con nhận diện các số đã học

Play order game

Cô show mặt hình để các bé đọc số. Bé nào đọc đúng thì được lên bảng chọn animal bỏ lên thuyền Noah



6. Numbers Review

Ø *Mục tiêu bài học: làm theo hướng dẫn của cô*

Ø *Chuẩn bị: sách ABC-123, tr.27*

Ø *Nội dung bài học*

Class Stand Turn Your Chairs Quietly Into The Table

Mẹ phát giấy sách **ABC-123, tr.27** cho con và cố gắng để con tự làm theo cô nhé

7. Language Enrichment

Ø *Mục tiêu bài học*

Học về Ladybugs

Ø *Nội dung bài học*

What is the picture of? – a ladybug

This ladybug has 6 legs

How many legs does this bug have? – 6 legs

*If it has 6 legs that means it's an **insect***

*Ladybugs are not always ladies. They're all just called ladybugs or sometimes they're called **ladybird bugs***

*These little ladybugs are **helpers**.*

They are helpers to the farmers. Ladybugs will actually not only eat leaves

But they like to eat other bugs. Sometimes farmers have bugs and little parasite bugs

Sometimes those parasite bugs are really dangerous for the farmers to have because

those bugs go in and destroy crops like corn and wheat and things like that

The farmers will buy boxes of ladybugs and open it up and they will let ladybugs out

into their big crops and these ladybugs will grow in and eat all the bad bugs so they're like

little helpers for the helpers

This little bug is called a ladybug

And because it has 6 legs, it's an insect

They love to eat those bugs that are called parasites and they will eat those parasites for the farmers

The next time you see a ladybug, you don't have to be scared of it. you can let it crawl on your hand. It's so fun

They have wings, too. They can fly, too. They don't just crawl around. They can fly

LESSON 33

1. Skills Development

Ø **Mục tiêu bài học:** tô màu

Ø **Chuẩn bị:** Readiness Skills, tr.49. Crayon. Pencil

Ø **Nội dung bài học**

Hát Good Morning Boys And Girls

Good morning boys and girls.

Good morning boys and girls.

I'm so glad you came to school.

Good morning boys and girls.

Good morning Mrs. Stewart.

Good morning Mrs. Stewart.

I'm so glad you came to school.

Good morning Mrs. Stewart.

I see something so fun on our paper

Do you see who came to school today?

I see there's a little squirrel there and he's eating some nuts. it's Frisky Wisk

Frisky Wisk has come and he has his nuts and he is trying to open them up. So he can have his breakfast this morning

Do you see something funny about his tail? there's something funny about his tail

He's got some numbers right there

I'm gonna have to get my brown crayon out. I'm gonna start with number one because we always start with number one when we count

Do you see how I stay on the dotted lines. I have to stay on the dotted lines

Class Stand Turn Your Chairs Quietly Into The Table

Mẹ phát giấy **Readiness Skills, tr.49** cho con và cố gắng để con tự làm theo cô nhé

2. Phonics

Ø Mục tiêu bài học

Học về Ll blends

Ø Chuẩn bị:

Blend ladder Ll

Thẻ Ll và thẻ của các vowels để ghép blends

Letter Picture Flashcards L, l

Ø Nội dung bài học

How many vowels do we have? - 5

Đọc Vowel Chart

Đọc consonant Chart


I say O you o

I say E you say e

I say L you say l

Cô cho các bạn phân biệt consonant và vowel

Cô mời các bạn make blend Tt



A consonant and a vowel put together and sounded together. This is called a blend

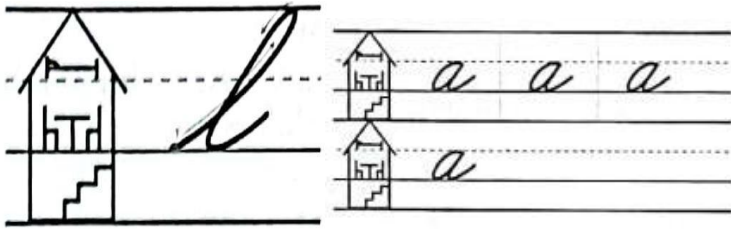
Các bé bắt chước theo cô để tập đọc blend Ll

Tập đọc blend Ll cho đến hết video

3. Writing (cursive)

Ø Mục tiêu bài học

Ôn lại little l và little a



Ø Chuẩn bị:

Writing Tablet, tr.29

Ø Nội dung bài học

Hát ABC's Song

Nhận diện little l và little a trên bảng của cô

Cô ôn lại little l: Start at the red dot. Slant all the way up to the ceiling. Loop toward the house. Slant down and cross over to the pink carpet and end in a smile.

Cô ôn lại little a: We start at the red dot. Curve down and around to the pink carpet. Go up to the red dot and stop and think. Retrace down the same line to the pink carpet and end in a smile

Turn Your Chairs Into The Table

Mẹ phát giấy Writing Tablet, tr.29

4. Activity Time

Ø Chuẩn bị:

Mẹ chuẩn bị 1 cái thùng hoặc rổ đựng rác giấy

Sách Art Project K4, tr.19, 21. Kéo

Ø Nội dung bài học:

hôm nay học Art Project

Cô giới thiệu sơ về Art Project K4, tr.19, 21

Today we have a very fun project that we're going to do

Let's look right up here. Do you see this little lady? she is watching her baby brother from the bulrushes. And she is watching him because God told her mommy to put him in a basket

Because a princess was going to find him.

What baby is this? - baby

It doesn't look like she's in the bulrushes right now. We want her to look like she's in the bulrushes like this paper right here

And here is the bull rushes. So we're gonna have to do that on our paper today

I want your eyes very carefully up here so I can show you how we're going to do that our paper looks like this today

The first job that we're going to do is we're going to have to cut the pieces off together.

The first thing we're going to cut straight up this black line and I'm just going to go right up the black line. And I'm done and I have 2 pieces now

This piece right here. We'll go back in my desk for just a little bit

Then you're gonna take this piece and you see this white wavy piece right here? You're gonna cut that piece off

Watch. I'm gonna go right on the black line again and I'm gonna cut off that white piece of paper

Class stand. Turn Your Chairs Quietly Into The Table

Mẹ phát **Art Project K4, tr.19, 21** cho con và cố gắng tập cho con làm theo hướng dẫn của cô.

5. Numbers

Ø **Mục tiêu bài học:** Nhận diện số 1, 2, 3, 4, 5,6

Ø **Chuẩn bị:**



Ø **Nội dung bài học**

Đọc number chart

Rickety Tickety clap with me. How many fingers do you see? – 5


Rickety Tickety clap with me. How many fingers do you see? – 6

Rickety Tickety clap with me. How many fingers do you see? – 10

Đọc number chart

Cô tráo thẻ để các con nhận diện các số đã học

I have some more fun things up here. Button Bear wants your help to help him clean up the numbers. There's some numbers here so if you know how many times I clap my hands, you get to come and erase the number



Ü *One two three four five*

Ü *Once I caught a fish alive*

Ü *Six seven eight nine ten*

Ü *Then I let him go again*

Ü *Why did you let him go?*

Ü *Because he bit my finger so*

Ü *Which finger did he bite?*

Ü *He bit the little one on the right*

I have some more fun things up here. Let's see who can come and put things up here on our tree. I would like some apples on my tree.

Let me see. Elijah, come and put five apples on my tree



Play order game

6. Phonics Review

Video này là để củng cố bài học phonics nên thầy không soạn chi tiết nữa nhé.

7. Language Enrichment

Ø Mục tiêu bài học

Học về Listening

Ø Nội dung bài học

I have some fun exciting things for us today in this lesson

Who made our ears? - God did. He made them so that we could hear

*Do you know that some people are born and they cannot hear and that's called **deaf***

When you're deaf that means your ears cannot work

*So if I was talking to somebody who was deaf and I was trying to talk like this, they wouldn't understand me. But if I used something called **sign language***

Sign language is a way that we could communicate. Communicate means to talk back and forth. I could use sign language to talk to somebody and let them know what I want them to know if they are deaf

*We can **hear** all kinds of things with our **ears***

Well I have some fun things today that I want you to just listen and see if you can tell me what they are

Listen to this one first. Are you ready?

What is that? - that is a very hungry doggy. He is really really hungry. He sounds like he's really hungry

Let's see what else we can find

I think that sounds like more doggies

What do you think that is? - a cow

That sounds like a cow to me, too

I wonder what else we could hear?

Let's see. Let me hear what else we could find

What do you think that is? what is it? - it's seagulls

Have you ever gone down to the beach early in the morning when the seagulls are out and you can hear the seagulls? those are birds. Those are a type of bird

Let's see what else we can find. What was that one? - a bird

So our ears can hear all kinds of different sounds

And I have some noises that we can listen to right here

Cô tạo ra 1 số âm thanh từ các chất liệu khác nhau. Sau bài học mẹ có thể cho con nghe để phân biệt các loại âm thanh, tiếng động khác nhau

LESSON 34

1. Skills Development

Lesson 34 không có video nên các con được nghỉ

2. Phonics

Ø Mục tiêu bài học

Ôn lại về blends

Ø Chuẩn bị:

Viết sẵn lên bảng: lock lid lap less

Ø Nội dung bài học

Đọc Vowel Chart

Ü A a a for apple

Ü E e e for elephant

Ü I i i for inchworm. Squirming all around

Ü O o o for ostrich. Living in the zoo

Ü U u u for umbrella. To keep the rain off you

Ü Now I say my vowels a e i o u

Ü Tell me what you think of the song I sang for you

Đọc consonant Chart

Cô trao thẻ để con đọc sound của các vowels

Cô đọc blend và các bé nào có letter trong blend cô đọc thì mang lên cho cô



Đọc blend t và l



Circle the blend trong các từ trên bảng



3. Writing (cursive)

Ø *Mục tiêu bài học*

Ôn lại little o, l



Ø *Chuẩn bị:*

Writing Tablet, tr.30

Ø *Nội dung bài học*

Hát ABC's Song

Today we are going to write two letters

Cô ôn lại về little o: It starts on the red dot. We go down and around. We go back up and through the red dot, into the circle and wave
Cô nói sơ lại về little e: It starts on the red dot in the downstairs. We're going to go up to the dotted line. Loop around and cross over to the pink carpet and end in a smile

Cô ôn lại về little l: Start at the red dot. Slant all the way up to the ceiling. Loop toward the house. Slant down and cross over to the pink carpet and end in a smile.

Turn Your Chairs Into The Table

Mẹ phát giấy Writing Tablet, tr.30

4. Activity Time

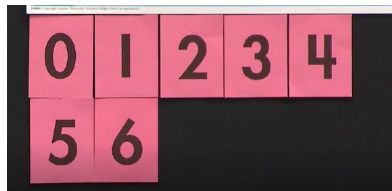
Ø *Nội dung bài học: Music*

1. *Rainbow Colors*
2. *The Wheel On The Bus*
3. *Miss Polly Had a Dolly*
4. *The Alphabet Song*
5. *Jack And Jill*
6. *Old Macdonald Had A Farm*
7. *Sweetly Sings The Donkey*
8. *My Teddy Bear*

5. Numbers

Ø *Mục tiêu bài học:* Nhận diện số 1, 2, 3, 4, 5,6

Ø *Chuẩn bị:* chuẩn bị thẻ số cỡ nhỏ



Ø *Nội dung bài học*

- Û *One two three four five*
- Û *Once I caught a fish alive*
- Û *Six seven eight nine ten*
- Û *Then I let him go again*
- Û *Why did you let him go?*
- Û *Because he bit my finger so*
- Û *Which finger did he bite?*
- Û *He bit the little one on the right*

Đọc number chart

Cô trao thẻ để các con nhận diện số

Cô đọc số bất kỳ và mời các bạn lên chọn số



Play with number cards. Con để thẻ số ở name tag và làm theo hiệu lệnh của cô



6. Phonics Review

Video này là để củng cố bài học phonics nên thầy không soạn chi tiết nữa nhé.

7. Language Enrichment

Ø Mục tiêu bài học

Học về Lamb

Ø Nội dung bài học

Look right here

*What kind of animal is this? - a sheep or a **lamb** . A lamb is a baby sheep.*

I'm excited to tell you about the lamb

*Do you know that when you have a blanket or a sweater, sometimes it is made from the wool of a lamb. The hair on their bodies is called **wool**. Sometimes it's really soft and it's kind of curly. Sometimes it's rough and not so soft*

*After a long time, the wool coat gets very thick and heavy. Every year the shepherd or farmer uses a special kind of **shears** (scissors) to cut off the extra wool. It doesn't hurt the sheep at all—it's just getting haircut!*

What happens to the wool that the lamb doesn't need? The wool is washed carefully, dried, and brushed to make it very soft. Then it is sent away and made into thread and yarn. Some wool is made into coats, sweaters, and other clothes or blankets to keep people warm

***What color is a sheep? – white or black.** Some sheep are black. Some kinds of sheep are black and white. Many lambs are black when they are born. Their wool may turn white as they grow*

*A lamb is a baby sheep. The father sheep is a **ram**. Most of the time only the rams have horns. The mother sheep is a **ewe***

***Lambs are not very smart animals.** Lambs can't care for themselves. **Shepherds** are people who care for lambs. The shepherd makes sure that his little lambs have plenty of food and clean water. He finds a safe place, with still water, for them to drink. If a little lamb should fall into the water, his wool coat would get very heavy, and he could drown. The shepherd watches over his lambs and keeps them safe*

What is the mommy lamb called? -a ewe

What is the daddy lamb called? - a ram

What is it called that's all over their body? - the hair

LESSON 35

1. Skills Development

Lesson 35 không có video nên các con được nghỉ

2. Phonics

Ø *Mục tiêu bài học*

New letter: Bb

Capital B. Little b. B says b as in bell. B says b b b

Ø *Chuẩn bị:*

Alphabet Flashcards Bb

Ø *Nội dung bài học*

Đọc vowel chart

Đọc consonant chart

I say T you say t

I say I you say i

I say O you say o

I say U you say u

I say E you say e

I say A you say a

Cô dạy letter Bb

This is capital B

Capital B looks like a number 3 with a stick

This is little b

Little b reminds me of baseball. It looks like a bat with a ball

This is a bear


Bear: do you hear b at the beginning or at the end? – at the beginning

This is a book

Book: do you hear b at the beginning or at the end? – at the beginning

Capital B. Little b. B says b as in bell. B says b b b

Cô tráo thẻ, nếu thấy capital B thì con trốn ra sau ghế



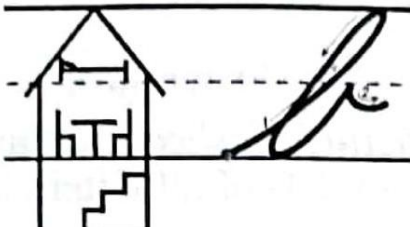
Độc blend Ll



3. Writing (cursive)

Ø *Mục tiêu bài học*

Ôn lại little b



Ø *Chuẩn bị:*

Writing Tablet, tr.31

Ø *Nội dung bài học*

Hát Alphabet Song

Cô dạy viết little b: *Start on the red dot. Slant up to the ceiling. Loop back toward the house. Slant down and cross over to the pink carpet. Curve up to the dotted line and wave.*

Turn Your Chairs Into The Table

Mẹ phát giấy Writing Tablet, tr.31

4. Activity Time

Ø *Nội dung bài học:* lesson 35 không có video bài học môn Activity time

5. Numbers

Ø *Mục tiêu bài học:* viết số 3

Ø *Chuẩn bị:*

Ø *Nội dung bài học*

Ü *One two three four five*

Ü *Once I caught a fish alive*

Ü *Six seven eight nine ten*

Ü *Then I let him go again*

Ü *Why did you let him go?*

Ü *Because he bit my finger so*

Ü *Which finger did he bite?*


Ü *He bit the little one on the right*

Clap to 20

Đọc number chart

Cô trao thẻ cho các con nhận diện các số đã học

Cô đọc số nào thì con chọn số đó bỏ vào khung




Cô dạy viết số 3: *I start at the red dot. I go up to the ceiling. Curve around. Tuck in. Curve down to the pink carpet and end.*

Chơi game phơi quần áo. Bạn nào chọn số nhanh hơn thì được phơi quần áo



Circle hình tương ứng với số



6. Phonics Review

Video này là để củng cố bài học phonics nên thầy không soạn chi tiết nữa nhé.

7. Language Enrichment

Ø Mục tiêu bài học

Học về **Bear**

Ø Nội dung bài học

We are going to learn about another one of god's creatures and it is so cute

Now if we got up to one really close I don't know if we would think it would be that cute

What kind of animal is this? - a bear

*Do you see this bear? - this bear has kind of like a little hump on him. That means that he is a **grizzly bear**. a grizzly bear is usually brown or black and they have that hump on their back*

Now this is a mama bear. do you see this mama bear? she is trying to get food for her babies. These are her babies right here

*A **baby bear** is called a **cub**. The cubs live with their mama bear in the **forest**. You can't have a bear as a pet because they are **wild** animals*

They like to eat things like berries. They like blackberries

*All that stuff that comes out of their skin, what is that stuff called? – **fur**. God gave them that fur to keep them nice and warm in the wintertime*

God also gave them some big claws that way they could tear open like the fish because they do like to go catch fish. They can't use a fishing pole so they go down in the water and they use their claws to grab those fish and then they can eat that fish

*Can you think of something sweet that bears really like to eat? **Honey**! Bears lick delicious honey fresh from the beehive, and they don't let the buzzing bees bother them*

*Bears spend the winter sleeping. Bears eat a lot during the spring, summer, and fall. They want to get fat because they don't eat much during the winter. Most bears make a home, or **den**, in a rocky **cave***

*God made another bear called a **polar bear**. They can be almost 14 feet tall. God made them so they could actually stand on their back legs and they could almost walk. But if they get scared or somebody's trying to get at them, they can scare their enemy. What is a baby bear called? - a cub*

What kind of bear is it? - a grizzly bear

What is that sweet thing that they like to eat? - honey

*If they go to sleep all winter, what was that big word called? - **hibernate***

LESSON 36

1. Skills Development

Ø *Mục tiêu bài học:*

Selfish

Ø *Nội dung bài học*

Hát Good Morning Boys And Girls

Good morning boys and girls.

Good morning boys and girls.

I'm so glad you came to school.

Good morning boys and girls.

Good morning Mrs. Stewart.

Good morning Mrs. Stewart.

I'm so glad you came to school.

Good morning Mrs. Stewart.

Let's look at this picture right here. Do you see these two boys these two boys? - their names are Samuel and John.

Do they look like they're having a good time? - no

They do not they look like they're not being very kind to each other

They are pulling on each other and they are pulling on that bear

They are doing something called being selfish

If you're not sharing, it's called being selfish

Let's look at this picture right here. Look at these two girls. Look at their faces

They look like they're taking turns instead of fighting over that teddy bear

They're being unselfish

Cô kể truyện về Amberlamb

"May Amber Lamb come out to play?" Katie Kitten asked Mrs. Lamb politely.

"Yes, Katie," Mrs. Lamb answered. She called Amber, and soon Amber and Katie were walking over to Katie's yard.

"I want to show you my birthday presents," Katie said. "My Grandpa gave me a bicycle, and Daddy and Mommy gave me a fire truck with a siren that really works." Amber looked at Katie's bicycle. It was bright, shiny red and had a silver horn on the front that made a loud "honk-honk" sound that Amber loved. She watched Katie climb onto the bicycle and show her how well she could ride it.

"Can I ride now?" Amber asked.

Katie shook her head. "I don't want anyone else to ride my bicycle."

Amber sighed. "Then could I play with your fire truck?" It would be fun to make the siren wail.

"No," Katie said. "You might break it."

Amber's eyes filled with tears. "Why did you invite me over if you did not want to share your new toys?"

"I just wanted you to see them," Katie said.

"I'm going home," Amber said. "I don't have anything to play with."

When Amber's mother saw her come back into the house, she asked, "What's wrong, Amber? I thought you were playing with Katie."

"Katie just let me see her new toys," Amber said. "She wouldn't let me play with them. She wouldn't share."

"I'm sorry," Mother said. "Everyone is happier when they share. It also pleases God when we show that we love each other by sharing what God has given us."

Just then the doorbell rang. When Mother answered, there stood Katie Kitten, looking sad.

"May Amber come back out to play?" she asked.

Amber came to the door. "What will I play with?" she asked.

"You can play with my truck and ride my bicycle," Katie said. "I'm sorry I did not share before. It is not much fun all alone."


Amber and Katie shared the new toys all afternoon. They both had a wonderful time.

2. Phonics

Ø Mục tiêu bài học

Ôn tập về blend

Ø Chuẩn bị:

 ta le ti lo tu

Ø Nội dung bài học

Đọc vowel chart

Đọc sentence của Tt, Ll, Bb và của các vowels

A a a for apple

E e e for elephant

I i i for inchworm. Squirming all around

O o o for ostrich. Living in the zoo

U u u for umbrella. To keep the rain off you

Now I say my vowels a e i o u

Tell me what you think of the song I sang for you

Đọc consonant Chart

I say O you o

I say E you say e

I say T you say t

I say U you u

I say L you say l

I say B you say b

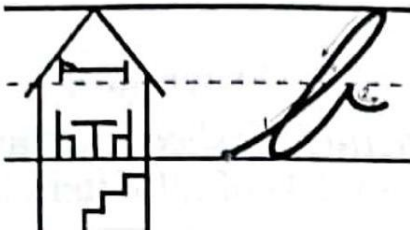
A consonant and a vowel put together and sounded together. This is called a blend

Cô cho đọc blend Ll, Tt,

3. Writing (cursive)

Ø Mục tiêu bài học

Ôn lại little b



Ø **Chuẩn bị:**

ABC writing tablet, tr.32

Ø **Nội dung bài học**

Hát The Alphabet Song

What letter is it? – it's little b

Cô dạy viết little b: Start on the red dot. Slant up to the ceiling. Loop back toward the house. Slant down and cross over to the pink carpet. Curve up to the dotted line and wave.

Turn Your Chairs Into The Table

Mẹ phát giấy writing tablet, tr.32

4. Activity Time

Ø **Chuẩn bị:** sách K4 Bible Activity Book, tr. 13-14. Crayons.

Ø **Nội dung bài học:** tô màu

For activity today, we have a fun bible paper to do

Hát: **Miss Polly Had a Dolly**

Our Bible paper today has to do with something special

This boy was sleeping and he heard somebody calling him

What was this boy's name? - His name was Samuel

This boy was sleeping and he heard his name. It was God calling him

So today we're going to do this paper and we're going to work hard

On our paper today, this little boy is wearing a green outfit. His clothes is green. His garments are green and his blanket is brown. So we're going to color his blanket brown and his garments green

Mẹ phát giấy sách K4 Bible Activity Book, tr. 13-14 cho con và nhắc con làm theo hiệu lệnh của cô

5. Numbers

Ø **Mục tiêu bài học:** học số 7

Ø **Nội dung bài học**

Ù *Rickety Tickety clap with me. How many fingers do you see? – 2*

Ù *Rickety Tickety clap with me. How many fingers do you see? – 3*

Ù *Rickety Tickety clap with me. How many fingers do you see? – 5*

Ù *Rickety Tickety clap with me. How many fingers do you see? – 10*


Đọc number chart 1-20

Play order game

Hát An Ant Is Such A Tiny Thing

Cô tráo thẻ để các bạn nhận diện số. Cô mời 2 bé lên bảng, chọn số cô đọc

Mẹ dán giấy hình bướm đề lên số ngẫu nhiên từ 1-6 để con được tương tác cùng các bạn



6. Numbers Review

Ø **Mục tiêu bài học:** làm theo hướng dẫn của cô

Ø **Chuẩn bị:** sách ABC-123, tr.31

Ø **Nội dung bài học**

Viết số 3: *Start on the red dot. Curve up to the ceiling; around, tuck in; curve around and down to the floor*

Class Stand Turn Your Chairs Quietly Into The Table

Mẹ phát giấy sách **ABC-123, tr.31** cho con và cố gắng để con tự làm theo cô nhé

7. Language Enrichment

Ø *Mục tiêu bài học*

Học về Buses and Boats

Ø *Nội dung bài học*

Hát The Wheels On The Bus

Cô giảng về **school bus**

What color is the school bus? - a school bus is always yellow

Sometimes they use school buses on Sunday for church and they're bringing children not to school. They're bringing them to the church to Sunday school

Cô giảng về **boats**

I see a boat

Does a boat go on water or on the road? – on the water

*This boat right here is called a **motorboat**. A motorboat means it has a special motor in it and the person riding in the boat will turn the motor on and then they're gonna drive it*

*A **sailboat** moves through water when the wind pushes its big sails*

*A large boat is called a **ship**. **Cargo ships** can carry wood so people can build homes. Cargo ships may also carry food, medicine, and other things to people in other countries*

*Big boats that carry many, many people at one time are **passenger ships**. People are called passengers because they ride the boat to pass from one place to another*

*People who work on ships are **sailors**. Some ships are used for the military, and the sailors are soldiers who protect our country*

To make a rowboat move, someone has to push the paddle through the water

Ø *Câu tương tác*

1. Which goes in the water, a bus or a boat? - a boat
2. Which goes on land? - a bus
3. What color are all school buses? - yellow
4. Where do people go on buses? - to church, to work, to school, shopping
5. What are large boats called? - ships

LESSON 37

1. Skills Development

Ø **Mục tiêu bài học:** tô màu và dùng kéo

Ø **Chuẩn bị:** Readiness Skills, tr.51. Kéo. Crayons

Ø **Nội dung bài học**

Hát Good Morning Boys And Girls

Good morning boys and girls.

Good morning boys and girls.

I'm so glad you came to school.

Good morning boys and girls.

Good morning Mrs. Stewart.

Good morning Mrs. Stewart.

I'm so glad you came to school.

Good morning Mrs. Stewart.

Look right here. We have a fun paper to do. Do you see Button Bear? - he has some balls here today. And we even have a ball that we're going to make today

I see some dotted lines. What does that mean? - we're going to do trace

I am going to get my black crayon out because I see some black lines and I want to make my ball all the way so that we can cut him out

Look right here. I see a red dot. What does that mean? – stop and think

Let's look right here. I start on my red dot. I'm gonna go so slow. I am curving around

I'm just making one line and I'm not picking up my black crayon until I get all the way to the end. I don't pick my black crayon up and I come all the way back around

Class Stand Turn Your Chairs Quietly Into The Table

Mẹ phát giấy **Readiness Skills, tr.51** cho con và cố gắng để con tự làm theo cô nhé

2. Phonics

Ø *Mục tiêu bài học*

Học Bb Blends

Ø *Chuẩn bị:*

Blend Ladder Bb

Ø *Nội dung bài học*

Đọc Vowel Chart

Hát Vowel Song

Đọc consonant Chart

Đọc blend Tt



Cô mời các bạn make blend Tt



Đọc blend Ll



Cô mời các bạn make blend Ll



Ü *A a a for apple*

Ü *E e e for elephant*

Ü *I i i for inchworm. Squirring all around*

Ü *O o o for ostrich. Living in the zoo*

Ü *U u u for umbrella. To keep the rain off you*

Ü *Now I say my vowels a e i o u*

Ü *Tell me what you think of the song I sang for you*

Cô dạy blend Bb



3. Writing (cursive)

Ø *Mục tiêu bài học*

Ôn lại little b, a



Ø *Chuẩn bị:*

Writing Tablet, tr.33

Ø *Nội dung bài học*

Hát The Alphabet Song

Cô ôn lại little b: *Start on the red dot. Slant up to the ceiling. Loop back toward the house. Slant down and cross over to the pink carpet. Curve up to the dotted line and wave.*

Cô ôn lại little a: *We start at the red dot. Curve down and around to the pink carpet. Go up to the red dot and stop and think. Retrace down the same line to the pink carpet and end in a smile*

Turn Your Chairs Into The Table

Mẹ phát giấy writing tablet, tr.33

4. Activity Time

Ø **Nội dung bài học:** đọc thơ, hát hò và diễn kịch

In activity time today, we are going to have so much fun we're going to do some of our favorite poems and we are going to act out a story that we love and that we know

Ü *Tall ears,*
 Ü *Twinkly nose,*
 Ü *Tiny tail,*
 Ü *And hop, he goes!*
 Ü *What is he?*
 Ü *Can you guess?*
 Ü *I feed him carrots*
 Ü *And watercress.*
 Ü *His ears are long,*
 Ü *His tail is small*
 Ü *And he doesn't make any noise at all!*
 Ü *Tall ears,*
 Ü *Twinkly nose,*
 Ü *Tiny tail,*
 Ü *And hop, he goes!*

Listen to this poem. It's called Happy Thoughts

Ü *The world is so full of a number of things*

Ü *I'm sure we should all be as happy as kings*

The Big Clock

Ü *Slowly ticks the big clock*

Ü *Tick tock tick tock*

Ü *But cuckoo clock*

Ü *Tick double click*

Ü *Tick tock tick tock tickity tock*

Hey, Diddle Diddle

Ü *Hey, diddle diddle!*

Ü *The cat and the fiddle,*

Ü *The cow jumped over the moon;*

Ü *The little dog laughed*

Ü *To see such sport, And the dish ran away with the spoon.*

Whisky Frisky

Ü *Whisky frisky,*

Ü *Hippity hop,*

Ü *Up he goes*

Ü *To the tree top!*

Ü *Whirly, twirly,*

Ü *Round and round,*

Ü *Down he scampers*

Ü *To the ground.*

Ü *Furly, curly,*

Ü *What a tail,*

Ü *Tall as a feather,*

Ü *Broad as a sail.*

Ü *Where's his supper?*

Ü *In the shell,*

Ü *Snappy, cracky,*

Ü *Out it fell.*

Down Down

Ü *Down down yellow and brown*

Ü *The leaves are falling all over the town*

Cô kể story Goldilocks And The Three Bears

Once upon a time, there were 3 bears: a Papa Bear, a Mama Bear and a Baby Bear.

They all live together in their own little house in the woods

Every morning, they each had a bowl of porridge. Papa Bear had a great big bowl because he was the biggest. Mama Bear had a middle sized bowl because she was middle sized and Baby Bear had a wee little bowl because he was the smallest

They each had a chair to sit in. Papa Bear had a great big chair. Mama Bear had a middle sized chair and Baby Bear had a wee little chair because he was the littlest

And they each had a bed to sleep. Papa Bear had a great big bed. Mama Bear had a middle size bed. and Baby Bear had a wee little bed

One morning, the 3 bears poured their porridge into their bowls but it was too hot so while the porridge was cooling, the 3 Bears went outside for a walk

It happened that a little girl had lost her way in the woods. She was called Goldilocks Now when she saw the bear's house. She walked right up into it and looked in the window then she peeked through the keyhole

Finally seeing that no one was home, she lifted the hatch and went inside

There on the table were 3 bowls of porridge

Goldilocks tasted the porridge and Papa Bear's great big bowl but it was too hot.

Then she tasted Mama Bear's bowl but it was too cold. And then she tasted Baby Bear's wee little bowl and it was just right. And so she finished the whole thing. Then

Goldilocks saw 3 chairs.

"I think I'll sit down and rest", she said. First she tried Papa bear's but it was too big and too hard. Then she tried Mama bear's middle sized chair but it was too soft.

Then she tried Baby Bear's chair and it was just right but then she broke it.

So Goldilocks climbed up the stairs and she went into the bed. She saw Papa Bear's great big bed but it was too high. Then she saw Mama Bear's bed but it was just too high for her too. Then she laid down on Baby Bear's bed and she went to sleep

The bears came home and the bears said someone's been eating my porridge. And Mama Bear said somebody's been eating my porridge and Baby Bear said somebody's been eating my porridge and ate it all gone. Then Papa Bear said somebody's been sitting in my chair. Mama Bear said somebody's been sitting in my chair. And Baby Bear said somebody's been sitting in my chair and they broke it

Then Baby Bear and Papa Bear and Mama Bear went upstairs. And in a growling voice

somebody's been laying in my bed, somebody's been laying in my bed said Mama Bear. Someone is laying in my bed and she's still there

Then Goldilocks jumped up and flew out the window and Baby Bear said "Wait. Come back. We want to play. It's okay"

But they never saw Goldilocks ever again

5. Numbers

Ø **Mục tiêu bài học:** học số 7

Ø **Chuẩn bị:** thẻ số 1-7

Ø **Nội dung bài học**

Û *One two three four five*

Û *Once I caught a fish alive*

Û *Six seven eight nine ten*

Û *Then I let him go again*

Û *Why did you let him go?*

Û *Because he bit my finger so*

Û *Which finger did he bite?*

Û *He bit the little one on the right*

Clap to 20

Đọc number chart

Cô tráo thẻ để các con nhận diện các số đã học

Cô dạy số 7

Number 7: *go across and down. Number seven also reminds me of a flag with a flagpole*

Play order game

6. Numbers Review

Ø **Mục tiêu bài học:** làm theo hướng dẫn của cô

Ø **Chuẩn bị:** sách ABC-123, tr.33

Ø **Nội dung bài học**

Class Stand Turn Your Chairs Quietly Into The Table

Mẹ phát giấy sách **ABC-123, tr.33** cho con và cố gắng để con tự làm theo cô nhé

7. Language Enrichment

Ø **Mục tiêu bài học**

Học về Butterflies

Ø **Nội dung bài học**

Do you see these beautiful butterflies right here? -

What colors do you see on these butterflies' wings? - yellow, blue, orange, red, violet, black, and white

*Every butterfly has **six legs** so that means it's an **insect***

*How many wings does a butterfly have? - it has **four wings***

The mama will lay her egg on on a leaf and when she lays it on the leaf, it's like sticky so it will stick

*It was a butterfly that laid an egg but God has a **caterpillar** that comes out of the egg and that little caterpillar will just crawl its way out of that egg and it starts eating the leaf that it was sticking to*

The caterpillar crawls around and looks for food. He is very hungry! The caterpillar eats the leaves of the plant where the mother butterfly laid the eggs. The caterpillar will eat and eat for about fourteen days. Then he uses some liquid from his body to stick himself to a leaf or twig, and he hangs on it—upside down! He makes a little

blanket, or **chrysalis**, around himself. This holds him safe inside, just like a seat belt helps you stay in a car.

Then the **miracle** happens—God turns the caterpillar into a butterfly! No one knows just how God does it. One day the chrysalis feels tight. He wiggles and stretches until the chrysalis blanket finally breaks open. There's the butterfly! He rests awhile and lets his wings dry. Soon he has the strength to fly away and show his beautiful colors to the world.

Butterflies like flowers. When a butterfly stops at a flower, she tastes it with her feet and **antennae**. Then she may stick her long tongue deep inside the flower and suck its delicious **nectar**, just like you drink juice through a straw. Some of the yellow **pollen** from the flower sticks to the butterfly's body. When she goes to another flower, the pollen falls into that flower. This helps the flower grow fruit and seeds

LESSON 38

1. Skills Development

Ø *Mục tiêu bài học: tô màu*

Ø *Chuẩn bị: Readiness Skills, tr.53. Crayon. Pencil*

Ø *Nội dung bài học*

Hát Good Morning Boys And Girls

Good morning boys and girls.

Good morning boys and girls.

I'm so glad you came to school.

Good morning boys and girls.

Good morning Mrs. Stewart.

Good morning Mrs. Stewart.

I'm so glad you came to school.

Good morning Mrs. Stewart.

I see a very fun picture that we're going to do today

Do you see this little girl right here? - she is so excited. She has her wagon and she's carrying something so fun. She is carrying a fun pumpkin but got something fun all over her.

We're gonna have to look at the numbers on our crayons right here and see what color we're

going to color today

So we really have to think in our brain and watch with our eyes and work really hard on this paper today

Class Stand Turn Your Chairs Quietly Into The Table

Mẹ phát giấy **Readiness Skills, tr.53** cho con và cố gắng để con tự làm theo cô nhé

2. Phonics

Ø Mục tiêu bài học

Học kỹ hơn về Blend Bb, Tt, Ll

Ø Chuẩn bị:

Blend ladder Bb, Tt, Ll

Ø Nội dung bài học

How many vowels do we have? - 5

Đọc Vowel Chart

Hát Vowel Song

Đọc consonant Chart

Đọc blend ladder Bb, Tt, Ll

Tìm các cặp letter



Chuẩn bị 1 số thẻ one vowel word: **fan, Bob, win, rub, Tim, leg, fun**

What vowel in this word?


What is the name of this letter?

What is the sound that this vowel make?

3. Writing (cursive)

Ø Mục tiêu bài học

Ôn lại little b và little i



Ø Chuẩn bị:

Writing Tablet, tr.34

Ø Nội dung bài học

Hát The Alphabet Song

Nhận diện little b và little a trên bảng của cô

Cô ôn lại little b: Start on the red dot. Slant up to the ceiling. Loop back toward the house. Slant down and cross over to the pink carpet. Curve up to the dotted line and wave.

Cô ôn lại little i: It starts on the red dot. Then we're gonna slant up to the dotted line. We're going to retrace back down the same line to the pink carpet. End in a smile and put on a dot.

Turn Your Chairs Into The Table

Mẹ phát giấy Writing Tablet, tr.34

4. Activity Time

Ø Chuẩn bị:

Mẹ chuẩn bị 1 cái thùng hoặc xô đựng rác giấy
sách Art Project K4, tr.23. Kéo

Ø Nội dung bài học: hôm nay học Art Project

Cô giới thiệu sơ về Art Project K4, tr.23

I see something so fun that we are going to cut out today

If you saw it in a toy store, it would be cute and cuddly

But if you saw it in the wild, would you want to just go up and give it a hug? - no

What kind of animal is this? - it's a lion

It's a lion because it has that fur around it. It's a daddy lion

We're gonna have to cut it out first.

Watch Mrs Stewart. I'm going to cut on the black lines

How many pieces of paper do I have? – one. This one piece is going to go in the bucket just like this and this piece is going to go in your desk

If you write in this hand, you're going to put your scissors in this hand. You put your scissors in this hand so that's what you're going to do. You have to put the scissors in the hand that you're writing

Class stand. Turn Your Chairs Quietly Into The Table

Mẹ phát **Art Project K4, tr.23** cho con và cố gắng tập cho con làm theo hướng dẫn của cô.

5. Numbers

Ø **Mục tiêu bài học:** Nhận diện số 1, 2, 3, 4, 5, 6, 7

Ø **Chuẩn bị:**



Ø **Nội dung bài học**

- Û *One two three four five*
- Û *Once I caught a fish alive*
- Û *Six seven eight nine ten*
- Û *Then I let him go again*
- Û *Why did you let him go?*
- Û *Because he bit my finger so*
- Û *Which finger did he bite?*
- Û *He bit the little one on the right*

Đọc number chart

Cô trao thẻ để các con nhận diện các số đã học

Play order game

Mẹ dán thẻ số từ 1-7 lên bảng để con tương tác cùng các bạn trong lớp



6. Phonics Review

- Ø **Mục tiêu bài học:** ôn lại các sound, name và picture của các vowels
- Ø **Chuẩn bị:**
bat bed bit bus

7. Language Enrichment

- Ø **Mục tiêu bài học**

Học về Birds

- Ø **Nội dung bài học**

I am so excited about another creature that we're gonna learn about today

This creature comes in all shapes and sizes but they all have something alike. They all have something in common that means they all have this. They all have two eyes and they all have one beak. They all have feathers

*Let's look at this one right here. Do you see this color right here. He's white but he's got blue on him. He is called a **blue jay**. He has a crest on his head*

Who says "thief, thief"? - the blue jay

*This beautiful red bird is the **cardinal**. The daddy cardinal is bright red but the mommy cardinal is brown*

*The **chickadee** says his name, "chickadee-dee-dee."*

*This is a **red-headed woodpecker**. Why does he use his beak as a hammer? As he taps, the woodpecker finds bugs to eat. He thinks they're delicious! Sometimes the woodpecker taps a hole big enough to crawl inside and make a home for his family*

*Not all the birds can fly. The **ostrich** and **penguin** do not fly. The ostrich can run very fast, and the penguin can swim underwater*

*The **owl** sleeps during the day and at night he is awake and that's when he hunts for his food*

*A **hummingbird** can go right on top of a flower and just stand right there*

*When a **robin** lays her eggs, they're not white, they are blue*

Chickens and ducks are birds

LESSON 39

1. Skills Development

Lesson 39 không có video. OST lựa chọn các hoạt động tự do cho con như xếp các khối gỗ, các trò chơi trí tuệ và cùng chơi với con.

2. Phonics

Ø *Mục tiêu bài học*

Học letter Nn

Ø *Chuẩn bị:*

Letter Picture Flashcard Nn

Ø *Nội dung bài học*

Đọc Vowel Chart

Đọc consonant Chart

I say U you say u

I say I you say i

I say A you say a

I say O you say o

Cô trao thẻ để con đọc sound của các vowels và consonants

Cô dạy letter Nn

This is capital N. Capital N has lots of sticks. It has a straight stick going down here and a straight stick going down here and this one looks like it just tipped over

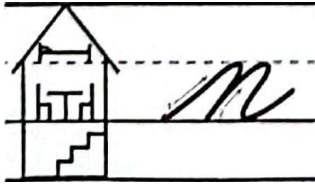
This is little n. Little n is a little stick and then he curves around. It looks like an upside down u

Capital N. Little n. N says n as in nest. N says n n n

3. Writing (cursive)

Ø Mục tiêu bài học

Cô dạy little n



Ø Chuẩn bị:

Writing Tablet, tr.35

Ø Nội dung bài học

Hát The Alphabet Song

Today we are going to write two letters

Cô dạy viết little n: *Start on the red dot. Slant up to the dotted line. Curve over. Slant down to the pink carpet. Trace back up to the dotted line. Curve over. Slant down to the pink carpet and smile.*

Turn Your Chairs Into The Table

Mẹ phát giấy Writing Tablet, tr.35

4. Activity Time

Ø Nội dung bài học: Music

1. *Little Bo-Peep*
2. *Rainbow Colors*
3. *The Wheel On The Bus*
4. *I Love Little Kitty*
5. *Miss Polly Had a Dolly*
6. *My Teddy Bear*
7. *Mary Had A Little Lamb*
8. *Old Macdonald Had A Farm*

5. Numbers

Ø **Mục tiêu bài học:** Nhận diện số 1, 2, 3, 4, 5, 6, 7

Ø **Chuẩn bị:** chuẩn bị thẻ số cỡ nhỏ

Ø **Nội dung bài học**

Ü *One two three four five*

Ü *Once I caught a fish alive*

Ü *Six seven eight nine ten*

Ü *Then I let him go again*

Ü *Why did you let him go?*

Ü *Because he bit my finger so*

Ü *Which finger did he bite?*

Ü *He bit the little one on the right*

Đọc number chart

Cô tráo thẻ để các con nhận diện số

Play with number cards. Con để thẻ số ở name tag và làm theo hiệu lệnh của cô



6. Phonics Review

Ø **Mục tiêu bài học:** làm theo hướng dẫn của cô để hoàn thành ABC-123, tr. 11

Ø **Chuẩn bị:** ABC-123, tr.35-36

7. Language Enrichment

Ø **Mục tiêu bài học**

Học về Night

Ø **Nội dung bài học**

We're going to talk about the night time. Night time can be so much fun. One of my favorite things to do is to go outside in the back of my patio and sit back there in my swing and listen to the sounds of night time

It's a moth. A moth comes out when it's night time. It flies around the porch light at night



This animal right here is a raccoon. He likes to wash his food before he eats it. They come out at nighttime and you could hear the raccoons if you listen really carefully



There's another animal that likes to be awake at night time. It's one of those birds that we talked about. This is an owl.



There are some people that their job is to stay up at night time. They might sleep during the day and they are awake at night time like a police officer



Who would make these things like breads and cookies and muffins? – a baker.

LESSON 40

1. Skills Development

Lesson 40 không có video. OST chuẩn bị đất nặn để các con nặn các hình đơn giản hoặc các chữ cái đã được học.

2. Phonics

Ø Mục tiêu bài học

Cô dạy Blend Nn

Ø Chuẩn bị:

Blend ladder Nn



Viết sẵn lên bảng

tan nut pin fan not run

Ø Nội dung bài học

Đọc vowel chart

Đọc consonant chart

I say I you say i

I say O you say o

I say L you say l


I say U you say u

I say E you say e

I say A you say a

Đọc blend ladder Ll

Make blend với các consonant l, t, b



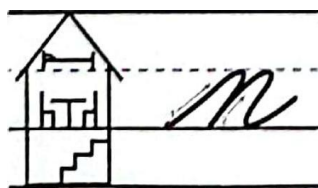
Capital N. Little n. N says n as in nest. N says n n n

Cô dạy blend Nn cho đến cuối bài học

3. Writing (cursive)

Ø *Mục tiêu bài học*

Ôn lại little n



Ø *Chuẩn bị:*

Writing Tablet, tr.36

Ø *Nội dung bài học*

Hát Alphabet Song

Cô dạy viết little n: *Start on the red dot. Slant up to the dotted line. Curve over. Slant down to the pink carpet. Trace back up to the dotted line. Curve over. Slant down to the pink carpet and smile.*

Turn Your Chairs Into The Table

Mẹ phát giấy Writing Tablet, tr.36

4. Activity Time

Ø *Nội dung bài học:* lesson 40 không có video bài học môn Activity time

5. Numbers

Ø *Mục tiêu bài học:* viết số 4

Ø *Chuẩn bị:* vẽ sẵn lên bảng

1
4
6
3
7
5
2

Ø *Nội dung bài học*

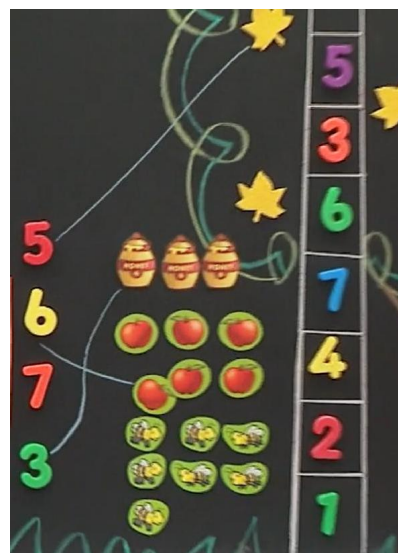
Clap to 20

Đọc number chart

Cô tráo thẻ cho các con nhận diện các số đã học

Cô dạy viết số 4: *I slant down just a little bit just making a little line. I walk across. I pick up my pencil. I go back up to the top and I make a slanted stick*

Chơi game matching



6. Phonics Review

Ø *Mục tiêu bài học:* ôn lại các sound và name của các vowels

7. Language Enrichment

Ø *Mục tiêu bài học*

Học về **Name**

Ø *Nội dung bài học*

We all have a name and our names are so special

Do you know that your name means something?

Everybody has a name and it means something. Some names mean something silly.

Some names are named after things

Bethany, do you know that your name comes from a place far far away. It comes from a place called Jerusalem

***Angelina** do you know that your name means **angel**?*

Connor**, your name means **wise

Before you were born, mommy and daddy decide what your name is gonna be

Lucia**, do you know what your name means? - name means **graceful light

Sometimes mommies and daddies will pick your name because they like what it means

Sometimes they like it because they like the way it sounds now

*Sometimes people call you **nicknames**. Do you have a name mommy or daddy calls you?*

Sometimes people say nicknames that will hurt and you don't want to say things that will hurt somebody, would you?

LESSON 41

1. Skills Development

Ø *Mục tiêu bài học:*

Selfish

Ø *Nội dung bài học*

Hát Good Morning Boys And Girls

Good morning boys and girls.

Good morning boys and girls.

I'm so glad you came to school.

Good morning boys and girls.

Good morning Mrs. Stewart.

Good morning Mrs. Stewart.

I'm so glad you came to school.

Good morning Mrs. Stewart.

*I want to talk to you about a word called **truthful***

Look at this picture right here



This little girl was playing with her dollies

What happened? she spilled her mama's pot

Her mama had a pretty pot, a flower or plant sitting there and she accidentally knocked it over

It was an accident. Sometimes things just happen and you didn't mean to do it but it was an accident

Now she has a choice to make when her mommy comes and asks her “what happened to my plant”. She can either make the right choice and tell the truth and be truthful and say “mommy

I didn't mean to do it. I was playing with my dollies and asks her what happened to my plant

She can either make the right choice and tell the truth and be truthful and say mommy I didn't mean to do it. I was playing with my dollies and I knocked it over on the floor. And now it's all over the floor and there's dirt all over the floor. I didn't mean to and I'm really sorry”

Or she could make a wrong choice and say “I don't know what happened”

What would be the right choice?

What would should she say? I'm sorry

*And then that means that she was being **truthful** because she told the truth*

She told mommy exactly what happened that it was an accident

it's always best to be able to tell the truth because when you tell the truth sometimes you're going to have consequence but sometimes you're not. Sometimes things are just accidents and it's always better to tell the truth

Let's look at this picture right here. Look at these friends right here



*They were looking at the teacher's books. Something happened to one of those books.
Do you see it? it got ripped. The cover of it got ripped*

*Look at this teacher. The teacher is asking what happened to my book, boys and girls
Look at their faces*

*This boy has a look on his face. Does he look like he's about to tell the truth? I don't
know*

What should they do? they should tell the truth. They should be truthful

They should say I'm sorry to the teacher we didn't mean to break it

And then the teacher can say "it's okay. Just be very careful"

*If they wouldn't have told the truth then they wouldn't have been able to read stories
anymore. They might have never been able to read*

*We always need to tell the truth. Whether we're at home or at school or when adult
talks to you then always tell the truth. God wants us to be truthful*

Cô kể chuyện về Amberlamb

*Amber Lamb and Katie Kitten were playing tag in Amber's yard. Amber was "it," and
Katie ran very fast to keep from being tagged. Katie jumped up on the fence and ran
along the top rail. Amber tried to follow, but her little lamb legs could not climb the
fence or run on the rail. She got all tangled up and fell ker-plop! right into Mother's
flower garden.*

"Oh, no!" Amber Lamb said as she looked at the ruined plants.

*"Oh, no!" Katie Kitten echoed as she came back to stand beside Amber. "What are
you going to do?"*

"These are Mother's best plants," Amber said sadly. "She'll be mad."

"I'm sorry, Amber," Katie said. "I'd better go home now."

*Amber did not want to tell her mother what had happened. She ran to the other side
of the yard and began playing there. After a while. Mother came out of the house and
waved to Amber. Amber did not feel like waving back. She watched as Mother took
her little hoe over to her special flower garden. Amber hid her eyes. She did not want
to see Mother find the mess.*

"Amber?" Mother called a moment later. "Do you know what happened to my flowers?"

"No," Amber said in a tiny voice. "I was playing on this side of the yard." Amber felt bad that she had not told the truth, but she did not want Mother to punish her.

That night Daddy came up to tuck Amber into bed.

"You've been very quiet this evening, Amber," Daddy said. "Is there something you would like to say, so that you can get a good night's rest?"

Amber's eyes filled with tears. She had felt terrible ever since she lied to Mother. "I smashed Mother's plants when I was playing tag," Amber whispered. "I didn't mean to."

"Oh, Amber," Daddy said, "smashing the plants was an accident. No one is angry with you. What makes us very sad, though, is that you lied to Mother. Telling the truth is one way we show that we love each other."

Amber jumped out of bed. "I have to go tell Mother the truth," she said. "I have to tell her that I love her."

When Amber told Mother how sorry she was for not telling the truth, Mother gave her a big hug. "I hope that you will never lie to me again. Amber," Mother said.

"Telling the truth pleases God. I want to know that I can always trust my little girl to tell me the truth."

"I'll tell the truth from now on, Mother," Amber promised.

2. Phonics

Ø Chuẩn bị:

Letter Picture Flashcards N, n, T, t, L, l, B, b, và vowels

The one-vowel words: Bib, lid, sit, hot, on, box, bug, bus, man, jam, nap, bell, hen, bed

Ø Nội dung bài học

Đọc vowel chart

What are all these letters called? vowels

Ü A a a for apple

Ü *E e e for elephant*

Ü *I i i for inchworm. Squirring all around*

Ü *O o o for ostrich. Living in the zoo*

Ü *U u u for umbrella. To keep the rain off you*

Ü *Now I say my vowels a e i o u*

Ü *Tell me what you think of the song I sang for you*


Đọc consonant Chart

What are these letters called? Consonants

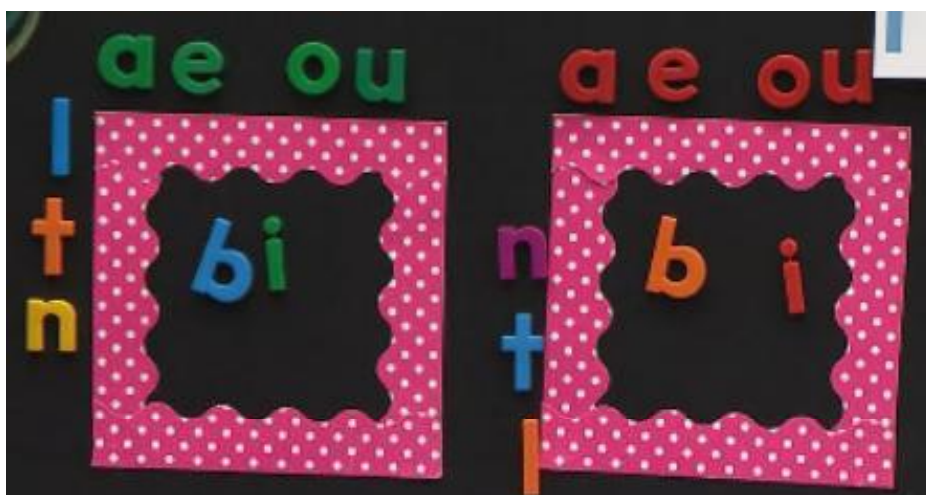
Cô trao thẻ Letter Picture Flashcards N, n, T, t, L, l, B, b, và vowels. Mẹ bày sẵn cho con các thẻ trên. Khi cô đọc tên thẻ nào thì con tìm thẻ đó

A consonant and a vowel put together and sounded together. This is called a blend.

Cô cho đọc blend Bb, Nn



Mẹ chuẩn bị giống hình bên dưới để con tương tác.



Mẹ bày sẵn 1 số One-vowel card. Cô đọc vowel nào thì con chọn thẻ có vowel đó

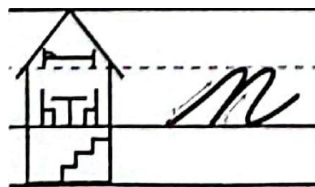


Bib, lid, sit, hot, on, box, bug, bus, man, jam, nap, bell, hen, bed

3. Writing (cursive)

Ø Mục tiêu bài học

Ôn lại little n



Ø Chuẩn bị:

ABC writing tablet, tr.37

Ø Nội dung bài học

Hát The Alphabet Song

What letter is it? – it's little n

Cô dạy viết little b: Start on the red dot. Slant up to the dotted line. Curve over. Slant down to the pink carpet. Trace back up to the dotted line. Curve over. Slant down to the pink carpet and smile.

Turn Your Chairs Into The Table

Mẹ phát giấy writing tablet, tr.37

4. Activity Time

Ø **Chuẩn bị:** sách K4 Bible Activity Book, tr. 15-16. Crayons.

Ø **Nội dung bài học:** tô màu

Look at this boy right here and he has a slingshot

He looks like he's defeating a giant

What was that giant's name? Goliath

Who was the boy that had the slingshot? David

Do you see that there is some dotted lines right here?

we're gonna have to do those dotted lines and in just a minute I'm gonna show you how to do that

Mẹ phát giấy sách K4 Bible Activity Book, tr. 15-16 cho con và nhắc con làm theo hiệu lệnh của cô

5. Numbers

Ø **Mục tiêu bài học:** học về shape pattern

Ø **Chuẩn bị:** thẻ số 1-7

Ø **Nội dung bài học**

Û *One two three four five*

Û *Once I caught a fish alive*

Û *Six seven eight nine ten*

Û *Then I let him go again*

Û *Why did you let him go?*

Û *Because he bit my finger so*

Û *Which finger did he bite?*

Û *He bit the little one on the right*

Đọc number chart 1-30

Cô tráo thẻ số từ 1-7

Play order game

What shape is that? a circle

What shape is this one? a square

What shape are these right here? a triangle

This is a pattern

Circle circle square triangle triangle triangle

6. Numbers Review

Ø **Mục tiêu bài học:** làm theo hướng dẫn của cô

Ø **Chuẩn bị:** sách ABC-123, tr.37

Ø **Nội dung bài học**

Viết số 4: *Start on the red dot. Slant down and walk across. Pick up your pencil, start on the ceiling, and slant down to the floor.*

Class Stand Turn Your Chairs Quietly Into The Table

Mẹ phát giấy sách **ABC-123, tr.37** cho con và cố gắng để con tự làm theo cô nhé

7. Language Enrichment

Ø **Mục tiêu bài học**

Học về Neighbor

Ø **Nội dung bài học**

*Have you ever heard of the word **stranger**?*

A stranger is somebody that you don't know. Somebody that might come and try to talk to you

But we shouldn't really talk to people that are strangers that we don't know about. Sometimes people might come knock at the door and Mommy and Daddy don't know who they are and so they might say "you stay over here. You stay in the kitchen or you stay in your bedroom. I'm gonna go check the door"

Because Mommy doesn't know who's at the door. Those people that you don't know they're called strangers

Do you know what the person who lives next door to you is called? your neighbor

You have a neighbor in this classroom. William, your neighbor is Johanna because she's right next to you

Even the people that live across from you in your neighborhood are called your neighbors

Now I wanna tell you about somebody from the Bible. The Bible tells about a good neighbor. There is a Bible story of a man who became a neighbor to a stranger who needed his help. The Samaritan took care of the man and shared his donkey and some

money with him. The Samaritan was a good neighbor because he was kind. God is pleased when we show kindness, as good neighbors do.



I want to tell you about Amber Lamb and her new neighbor

Amber Lamb and Katie Kitten sat on the front step of Amber's house. They had been playing very hard and were very thirsty. Amber's mother had just gone in to get them a cold drink of orange juice, when Amber saw something that made her very excited. Just a couple of houses down the street was a large moving truck.

"Mother! Mother!" called Amber as she ran into the house. "We're getting new neighbors."

"Oh!" said Mother. "Maybe someone your age will be living there, so you can have a new friend."

Amber and Katie drank their orange juice as they watched the movers open the big truck. Do you know what was in the truck? A tricycle! Amber looked at Katie; Katie looked at Amber.

"Our new neighbor will be our new friend," they said.

Amber and Katie took their empty glasses in to Mother.

"Oh, Mother," said Amber Lamb. "I think our new neighbor will be my friend."

"Well," said Mother, "It's almost lunch time. Would you like to help me make some sandwiches and iced tea to take to our new neighbors?"

Amber Lamb got out the bread. Katie Kitten got out the lunch meat and cheese. Mother got out the mustard and mayonnaise. Mother went to the shed and got a small

cooler for the iced tea. They had such a good time fixing lunch for their new neighbors. Mother wrapped the sandwiches and put them in the basket. Amber put in paper cups, and Katie put in napkins and some cookies. Mother told Amber and Katie to carry the basket, and she carried the iced tea.

Down the street they went to visit their new neighbors. As they entered the yard, they heard a big "Hello!" There on the tricycle was Mickey Monkey.

"Mom!" called Mickey Monkey. "There's someone here."

Mickey Monkey's mother smiled.

Amber's mother smiled and said, "Hello! Welcome to our neighborhood. We thought we'd bring you some lunch and something cold to drink."

'The cold drink sounds wonderful," said Mickey's mother. "Moving is hard work."

They all sat down to eat lunch with their new neighbors.

LESSON 42

1. Skills Development

Ø *Mục tiêu bài học:* tô màu và dùng kéo

Ø *Chuẩn bị:* Readiness Skills, tr.55. Kéo. Crayons

Ø *Nội dung bài học*

Hát Good Morning Boys And Girls

Good morning boys and girls.

Good morning boys and girls.

I'm so glad you came to school.

Good morning boys and girls.

Good morning Mrs. Stewart.

Good morning Mrs. Stewart.


I'm so glad you came to school.

Good morning Mrs. Stewart.

Today I don't know boys and girls where you are. But here it's starting to be like autumn

It's starting to be like fall. The leaves are starting to fall

I love to go outside, especially when we go to the playground and we get to step on those little acorns that are falling down. They kind of sound like bubble wrap



Today we are going to make some acorns. Look at our acorn

We have one that we're going to color and one that's already colored for us

Now this little acorn looks like he's wearing a hat

I can almost just imagine in my brain that this is the face and there's a little funny face right there

This is the hat. So we're going to color the hat. And then we're going to color the face part. And then we're going to get to cut it out

Class Stand Turn Your Chairs Quietly Into The Table

Mẹ phát giấy **Readiness Skills, tr.55** cho con và cố gắng để con tự làm theo cô nhé

2. Phonics

Ø **Mục tiêu bài học:** tập đánh vần từ đơn

Sounding words

Ø **Chuẩn bị:** consonant chart

Ø **Nội dung bài học**

Đọc Vowel Chart

Hát Vowel Song

What are these all called? vowels

How many vowels do we have? 5

What are all the rest of the letters called? consonants

Cô dạy second side của consonant Chart

Cô dạy blend Bb, Nn, Tt, Ll



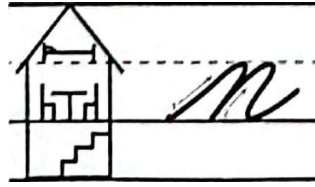
Tập đọc word



3. Writing (cursive)

Ø Mục tiêu bài học

Ôn lại little n



Ø Chuẩn bị:

Writing Tablet, tr.38

Ø Nội dung bài học

Hát The Alphabet Song

Cô ôn lại little n: *Start on the red dot. Slant up to the dotted line. Curve over. Slant down to the pink carpet. Trace back up to the dotted line. Curve over. Slant down to the pink carpet and smile..*

Cô ôn lại little e:

Turn Your Chairs Into The Table

Mẹ phát giấy writing tablet, tr.38

4. Activity Time

Ø Nội dung bài học: đọc thơ, hát hò và diễn kịch

In today in our lesson for activity, we are going to have so much fun. We're going to do all new poems today. We're going to do a few that we already know, but we're going to do some poems we don't know

The Big Clock

Ü *Slowly ticks the big clock*

Ü *Tick tock tick tock*

Ü *But cuckoo clock*

Ü *Tick double click*

Ü *Tick tock tick tock tickity tock*

The Bunny

Ü *Tall ears,*

Ü *Twinkly nose,*
Ü *Tiny tail,*
Ü *And hop, he goes!*
Ü *What is he?*
Ü *Can you guess?*
Ü *I feed him carrots*
Ü *And watercress.*
Ü *His ears are long,*
Ü *His tail is small*
Ü *And he doesn't make any noise at all!*
Ü *Tall ears,*
Ü *Twinkly nose,*
Ü *Tiny tail,*
Ü *And hop, he goes!*

Thank You For The World So Sweet

Ü *Thank you for the world so sweet*
Ü *Thank you for the food we eat*
Ü *Thank you for the birds that sing*
Ü *Thank you God for everything*

Humpty Dumpty

Ü *Humpty Dumpty sat on a wall*
Ü *Humpty Dumpty had a great fall*
Ü *Oh all the king's horses and all the king's men*
Ü *Couldn't put Humpty together again*

Cô kể story The Little Red Hen

I have something fun for you today. It's going to be a lot of fun. You might have heard this story before. I don't know but it is a fun story. This story is about a bird, a certain kind of bird that lives on the farm

5. Numbers

Ø *Mục tiêu bài học:* học dollar bill

Ø *Chuẩn bị:* thẻ số 1-7

Ø *Nội dung bài học:* mẹ chuẩn bị khoảng 10 tờ tiền dollar và 1 số món đồ chơi để tương tác

Ü *Down down yellow and brown*

Ü *The leaves are falling all over the ground*

Rickety tickety rickety tickety clap with me

How many fingers do you see? 5

Rickety tickety rickety tickety clap with me

How many fingers do you see? 6

Rickety tickety rickety tickety clap with me

How many fingers do you see? 7

Đọc number chart 1-20

Cô tráo thẻ số từ 1-7

Play order game

I have some money up here

I do I have some play money

Dollar bills are like pennies. They only count for one



It's a big clock. Do you see what I see? I see a mouse running up that clock

What number is that? 1 2 3 4 5 6 7 8 9 10 11 12

Hickory Dickory Dock

Ü *The mouse ran up the clock*

Ü *The clock struck one*

Ü *The mouse ran down*

Ü *Hickory Dickory Dock*

Ü *Hickory Dickory Dock*

6. Numbers Review

Ø ***Mục tiêu bài học:*** làm theo hướng dẫn của cô

Ø ***Chuẩn bị:*** sách ABC-123, tr.39

Ø ***Nội dung bài học***

Class Stand Turn Your Chairs Quietly Into The Table

Mẹ phát giấy sách **ABC-123, tr.39** cho con và cố gắng để con tự làm theo cô nhé

7. Language Enrichment

Ø ***Mục tiêu bài học***

Học về Nurse

Ø ***Nội dung bài học***

Today I want to talk to you about somebody special. Maybe your mommy or your daddy might have this job.

*Maybe you have seen this person. This person works very hard. Sometimes this person could work at night time. Remember how we talked about jobs at night. One of those jobs was a firefighter. Another one was a police officer. one could be a doctor and what was the other one? a **nurse***

I was going to say somebody that could work in a hospital

When the nurse comes, she has a smile on her face. Because nurses have a special job and they love their job.

*Sometimes they have a clipboard and on their clipboard has your chart. Nowadays they might have a **computer***



*First they have you stand on something. It's called a **scale**. She has you stand on the scale first to see how much you weigh because they need to know in case you need to get medicine*

Then she may have you stand against the wall and she might measure how tall you've gotten

*What does this nurse have around her neck? A nurse may use a **stethoscope**, just like a doctor does. She puts it on your arm when she checks your blood pressure and listens to your heartbeat.*

*Then she will use a **thermometer** to find out your **temperature**.*

*She will write all this information down on a special paper, or **chart**. The nurse does all these things to help the doctor.*

Nurses can be men or women.

*Nurses can also be **missionaries**. A nurse can go to a different country and help people get well. While she helps them, she also tells them about Jesus.*

What's that thing that they wear around their neck called? a stethoscope.

*What's that thing they put in your mouth to check your temperature called? It's called a **thermometer***

LESSON 43

1. Skills Development

Ø **Mục tiêu bài học:** tô màu

Ø **Chuẩn bị:** Readiness Skills, tr.57. Crayon. Pencil

Ø **Nội dung bài học**

Hát Good Morning Boys And Girls

Good morning boys and girls.

Good morning boys and girls.

I'm so glad you came to school.

Good morning boys and girls.

Good morning Mrs. Stewart.

Good morning Mrs. Stewart.

I'm so glad you came to school.

Good morning Mrs. Stewart.

Today I see a pumpkin for our paper today

Now I see some dotted lines. I'm going to ask somebody if there's a dotted line what should we do? we're going to trace it out

so we're going to trace it today. And we're going to use our orange crayon. I have my orange crayon. I'm gonna put my mommy and my daddy right there. I'm gonna make sure my children are buckled in. And then I am going to trace around our pumpkin

There's a red dot right there. I'm gonna trace around it. Right on the lines

and I come all the way to the other side of the pumpkin just like that oh it is so fun. I love pumpkins

I love to make pumpkin pie with pumpkins. I like to pull out all the seed and put salt and pepper and roast them in the oven

Class Stand Turn Your Chairs Quietly Into The Table

Mẹ phát giấy **Readiness Skills, tr.57** cho con và cố gắng để con tự làm theo cô nhé

2. Phonics

Ø **Mục tiêu bài học:** học letter Mm

Ø **Chuẩn bị:**

Viết sẵn lên bảng: man Tom met men

Alphabet Flashcards Mm

Blend ladder Bb, Nn và những letters đã học

Ø **Nội dung bài học**

What are these all called? vowels

How many vowels do we have? - 5

Đọc Vowel Chart

Hát Vowel Song

Đọc consonant Chart

A consonant and a vowel put together and sounded together. This is called a blend

Đọc blend ladder Bb, Nn



Cô dạy letter Mm

This is capital M. Capital M has lots of sticks. There's a stick going down straight. There's a slanted stick. There's another slanted stick and another straight stick going down. It looks like a mountain.

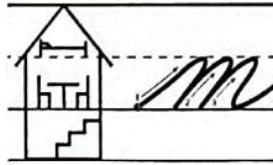
This is little m. Little m is a little tiny mountain. he's got a little stick with one little hump and another little hump.

Capital M. Little m. M says m as in milk. M says m m m

3. Writing (cursive)

Ø Mục tiêu bài học

Cô dạy little m



Ø Chuẩn bị:

Writing Tablet, tr.39

Ø Nội dung bài học

Hát The Alphabet Song

Cô dạy viết little m: *Start on the red dot. Slant up to the dotted line. Curve over. Slant down to the pink carpet. Trace back up to the dotted line. Curve over. Slant down to the pink carpet. Trace back up to the dotted line. Curve over. Slant down to the pink carpet and smile.*

Turn Your Chairs Into The Table

Mẹ phát giấy Writing Tablet, tr.39

4. Activity Time

Ø Chuẩn bị:

Mẹ chuẩn bị 1 cái thùng hoặc rổ đựng rác giấy

Sách Art Project K4, tr.25, kéo.

Ø Nội dung bài học: hôm nay học Art Project

Cô giới thiệu sơ về Art Project K4, tr.25

Class stand. *Turn Your Chairs Quietly Into The Table*

Mẹ phát **Art Project K4, tr.25** cho con và cố gắng tập cho con làm theo hướng dẫn của cô.

5. Numbers

Ø **Chuẩn bị:** Thẻ số 1-7

Chart 1-30

Ø **Nội dung bài học**

Û *I have the cutest teddy bear*

Û *When I go to sleep*

Û *He's always there*

Û *If you would like to meet him too*

Û *Come over and I'll introduce him to you*

Đọc number chart 1-30

Cô tráo thẻ số từ 1-7

Û *One two three four five*

Û *Once I caught a fish alive*

Û *Six seven eight nine ten*

Û *Then I let him go again*

Û *Why did you let him go?*

Û *Because he bit my finger so*

Û *Which finger did he bite?*

Û *He bit the little one on the right*

Cô gõ trống và các con nghe số lần cô gõ để chọn số đúng



6. Phonics Review

Ôn lại các blend ladders đã học

7. Language Enrichment

Ø Mục tiêu bài học

Học về Manners

Ø Nội dung bài học

I have a fun story to tell you

We're going to learn something very important today. We're going to talk about something that we all need to have. We've talked a little bit about this before but we're going to talk about it a little bit more

Look at our picture right here



Who is this? Amber Lamb

Who do you think this pretty lady is? her mommy

They're sharing some ice cream but before they had some ice cream

Amber went to the store with her mommy. Amber said "I want that toy. I want that toy" and her mommy said "Amber. That's not how we ask for things"

How do we ask for things? Please

*You can use good manners at home. Remember to say "**please**" and "**thank you**" to everyone.*

*If the teacher is talking and all of a sudden you start talking. You're **interrupting**.*

Interrupting means that you're talking when it's not your turn

Use special manners at church. You should sit very quietly and listen to the teacher or pastor. Don't run in the church.

*Always use a quiet voice when you are inside the church building. This is being **reverent**.*

At mealtimes, sit nicely and quietly at the table. Don't fill your mouth too full of food, and close your mouth when you chew.

*When she goes to church, she's going to be **reverent***

She's going to be quiet

She's going to be sweet

When you go home, let's show our mommies and daddies good manners. When you sit down at the table, don't put your elbows up there. Don't chew with your mouth full and wait patiently to talk to your parents when they are talking

LESSON 44

1. Skills Development

Lesson 44 không có video.

2. Phonics

Ø Mục tiêu bài học

Cô dạy Blend Mm

Ø Chuẩn bị:

Blend ladder Mm

Letter Picture Flashcard Mm

Ø Nội dung bài học

Đọc vowel chart

Ü A a a for apple

Ü E e e for elephant

Ü I i i for inchworm. Squirring all around

Ü O o o for ostrich. Living in the zoo

Ü U u u for umbrella. To keep the rain off you

Ü Now I say my vowels a e i o u

Ü Tell me what you think of the song I sang for you

Đọc consonant chart

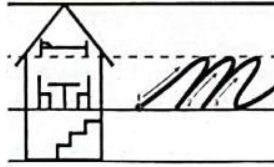
Cô dạy đọc blend ladder Mm



3. Writing (cursive)

Ø Mục tiêu bài học

Cô ôn lại little m



Ø Chuẩn bị:

Writing Tablet, tr.40

Ø Nội dung bài học

Hát The Alphabet Song

Today we are going to write two letters

Cô dạy viết little m: *Start on the red dot. Slant up to the dotted line. Curve over. Slant down to the pink carpet. Trace back up to the dotted line. Curve over. Slant down to the pink carpet. Trace back up to the dotted line. Curve over. Slant down to the pink carpet and smile.*

Turn Your Chairs Into The Table

Mẹ phát giấy Writing Tablet, tr.40

4. Activity Time

Ø Nội dung bài học: Music

1. *An Ant Is Such A Tiny Thing*

2. *My Teddy Bear*

3. *Mary Had A Little Lamb*

4. *Old Macdonald Had A Farm*

5. *Jack And Jill*

6. *Miss Polly Had a Dolly*

7. *I Love Little Kitty*

5. Numbers

Ø **Mục tiêu bài học:** Nhận diện số 1, 2, 3, 4, 5, 6, 7

Ø **Chuẩn bị:** chuẩn bị thẻ số cỡ nhỏ

Ø **Nội dung bài học**

Ü *One two three four five*

Ü *Once I caught a fish alive*

Ü *Six seven eight nine ten*

Ü *Then I let him go again*

Ü *Why did you let him go?*

Ü *Because he bit my finger so*

Ü *Which finger did he bite?*

Ü *He bit the little one on the right*


Đọc number chart 1-30

Cô tráo thẻ số từ 1-7

Today we are going to play with our number cards

class stand. Quietly Turn Your Chair Into The Table

Play with number cards. Con để thẻ số ở name tag và làm theo hiệu lệnh của cô



6. Phonics Review

Ø **Mục tiêu bài học:** kiểm tra các con về các consonant t, l, b, n

Ø **Chuẩn bị:** ABC-123, tr.41-42

7. Language Enrichment

Ø **Mục tiêu bài học**

Học về Magnets

Ø **Nội dung bài học:** mẹ kiểm 1 cục nam châm để cho con trải nghiệm thực tế

There is so much stuff on this table. There is some fun things on this table, too

I want to talk to you today about something that we use every day in this classroom

Mrs Stewart uses it to put your papers up on the board

*I wonder if you know what it's called? it's called something that starts with our new letter. It's a **magnet***

*Now this board is **magnetic**. Magnetic means that I can take a magnet and put it right next to it. If it doesn't have a magnet, it's not going to stay up*

*It is magnets only can go on things that are **metal***

Does your mother put your nice school papers on your refrigerator at home? yes

How do the papers stick to the refrigerator? Your mother uses a magnet because my refrigerator is metal.

Cô dùng nam châm để thực nghiệm với 1 số vật dụng

Các mẹ chỉ cần cho con nắm 1 số điểm sau:

What is a magnet? A magnet is something that sticks to things, it holds things up, it picks up metal things

Magnets pick up metal things.

A magnet is made of a special kind of metal. Things made from wood, paper, and plastic cannot be magnets, and magnets will not stick to them.

LESSON 45

1. Skills Development

Lesson 45 không có video.

2. Phonics

Ø *Mục tiêu bài học*

Cô dạy Blend

Ø *Chuẩn bị:*

Blend ladder Mm



Viết sẵn lên bảng: mat

Ø *Nội dung bài học*

Đọc vowel và consonant


Đọc vowel chart

Đọc consonant chart

A consonant and a vowel put together and sounded together. This is called a blend.

Cô dạy đọc blend ladder Mm

Mẹ chuẩn bị như hình bên dưới để con tương tác



Tập đánh vần chữ mat

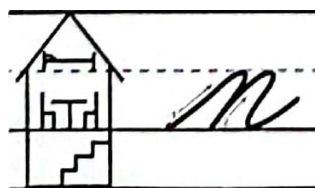


Cô tráo thẻ để các con nhận diện consonant và vowel

3. Writing (cursive)

Ø *Mục tiêu bài học*

Ôn lại little m



Ø *Chuẩn bị:*

Writing Tablet, tr.41

Ø *Nội dung bài học*

Hát Alphabet Song

Cô dạy viết little m: *Start on the red dot. Slant up to the dotted line. Curve over. Slant down to the pink carpet. Trace back up to the dotted line. Curve over. Slant down to the pink carpet. Trace back up to the dotted line. Curve over. Slant down to the pink carpet and smile.*

Turn Your Chairs Into The Table

Mẹ phát giấy Writing Tablet, tr.41

4. Activity Time

Lesson 45 không có video bài học môn Activity time

5. Numbers

Ø *Mục tiêu bài học:*

Ø *Chuẩn bị:* Thẻ số 1-7

Chart 1-30

Ø *Nội dung bài học*

Ü *One two three four five*

Ü *Once I caught a fish alive*

Ü *Six seven eight nine ten*

Ü *Then I let him go again*

Ü *Why did you let him go?*

Ü *Because he bit my finger so*

Ü *Which finger did he bite?*

Ü *He bit the little one on the right*

Tap toes to 30

Đọc number chart 1-30

Cô tráo thẻ số từ 1-7

Play order game





6. Phonics Review

Video này là để củng cố bài học phonics nên thầy không soạn chi tiết nữa nhé.

7. Language Enrichment

Ø *Mục tiêu bài học*

Học về **Mice**

Ø *Nội dung bài học*



*Today I'm going to talk to you about another one of God's creatures
He is so little. He's got a cute little face. He kind of scares me sometimes
It kind of startles you when you see one. This little animal likes to live either out in
fields or they like to live in dark places*

That's how we knew this little creature. On his toes, he's got a nail, a really sharp nail on all 4 of his toes

What does a mouse's face look like?

Mice have two shiny black eyes. They have two ears that are pink inside. Mice cannot see very well with their eyes, but they can hear very well with their ears.

What does a mouse have on his nose?

God gave every mouse long whiskers on each side of his nose. Mice use their whiskers to feel their way through the dark. A mouse has a pointed nose. Mice can smell very well. Mice use their noses to sniff for food and to sniff for other animals.

A mother mouse makes a home.

She will chew small pieces of wood, cardboard to make a soft nest for her family. She will have four to seven tiny babies—that don't have any fur! Newborn mice look like little pink jellybeans. The mother mouse keeps them warm and feeds them milk. Baby mice grow very fast. When they are big enough, they leave their nest and look for a home of their own.

Mice live in different places.

They live outside in the fields on farms.

Mice live in people's houses.

When there is more than one mouse, we call them mice.

LESSON 46

1. Skills Development

Ø *Mục tiêu bài học:*

Respectful

Ø *Nội dung bài học*

Hát Good Morning Boys And Girls

Good morning boys and girls.

Good morning boys and girls.

I'm so glad you came to school.

Good morning boys and girls.

Good morning Mrs. Stewart.

Good morning Mrs. Stewart.

I'm so glad you came to school.

Good morning Mrs. Stewart.

*I want to talk to you today about something special. Something that we need to be every day. It's called **respectful***

This little boy is pushing the chair in for his mama. He pulled the chair out for her. She sat down and just before she sat all the way down, he starts to push the chair in that way she gets all tucked into the table


So when this little boy is helping his mommy into that chair, he is being respectful

How about this family right here?

They're in church right now. Do you see their eyes?

Look at the little boy's eyes. Where do you think they're looking? they're looking at the preacher

How about their ears? They're listening. Their lips are quiet They're being very respectful to the preacher



2. Phonics

Ø *Mục tiêu bài học:* học letter Hh

Ø *Chuẩn bị:* Letter Picture Flashcards Hh

Ø *Nội dung bài học*

Hát Old Macdonald Had A Farm

Nhận diện vowel và consonant

Đọc vowel chart

Đọc consonant Chart

Cô dạy letter Hh

Capital H looks like a bed. It almost looks like a bunk bed

Little h looks like a chair

Capital H. Little h. Hh says h as in horse. Hh says h h h

3. Writing (cursive)

Ø *Mục tiêu bài học*

Cô dạy little h



Ø *Chuẩn bị:*

ABC writing tablet, tr.42

Ø *Nội dung bài học*

Hát The Alphabet Song

What letter is it? – it's little h

Cô dạy viết little h: Start on the red dot. Slant up to the ceiling. Loop back toward the house. Slant down to the pink carpet. Trace up on the same line to the dotted line; curve down to the pink carpet and smile.

Turn Your Chairs Into The Table

Mẹ phát giấy writing tablet, tr.42

4. Activity Time

Ø **Chuẩn bị:** sách K4 Bible Activity Book, tr. 17-18. Crayons.

Ø **Nội dung bài học:** tô màu

Let's look at our paper right here. I see a man and he is sitting down by the Brook Charith. It's Elijah.

He is down there at the Brook Charith because God told him to go there. He obeyed quickly. Have you been obeying quickly? Have you been being respectful?

We're going to color this paper together. I see those ravens.

What colors were the ravens? black

We are going to color those ravens black

Look he's bringing some bread. what else did he bring? meat

He had his tummy full because God provides, doesn't it?

Mẹ phát giấy sách K4 Bible Activity Book, tr. 17-18 cho con và nhắc con làm theo hiệu lệnh của cô

5. Numbers

Ø **Mục tiêu bài học:** review 1-7

Ø **Chuẩn bị:** thẻ số 1-7

Ø **Nội dung bài học**

Đọc number chart 1-30

Cô tráo thẻ số từ 1-7

Play order game

Chơi game



6. Numbers Review

Ø *Mục tiêu bài học:* viết số 5

Ø *Chuẩn bị:* sách ABC-123, tr.43

Ø *Nội dung bài học*

Viết số 5: *Start on the red dot. Slant down. Curve around and down to the floor. Pick up your pencil. Start at the red dot and walk across the ceiling.*

Class Stand Turn Your Chairs Quietly Into The Table


Mẹ phát giấy sách **ABC-123, tr.43** cho con và cố gắng để con tự làm theo cô nhé

7. Language Enrichment

Ø *Mục tiêu bài học*

Học về Healthy Bodies

Ø *Nội dung bài học*



I want to talk to you boys and girls today about something very very important. Do you see these boy and girl? they are running. Do you think they're running because they're scared? No

They are doing something called exercise. Exercise is so much fun. Exercise is good for your body because it's going to help your body

And that's what we're going to talk about today having healthy bodies. If we're gonna have healthy bodies, we're gonna help our bodies not to get sick

One way to stay healthy is to eat food that is good for you. In the morning, eat a good breakfast. Juice, eggs, cereal, toast, pancakes, muffins, and fruits are good breakfast

foods. When you eat a good breakfast, you help your body be healthy, and you will have the energy you need to work, play, think, and feel good.

What colors do you see in these foods? You should eat all colors of vegetables, such as green beans, red tomatoes and apples, yellow squash and cheese, orange carrots, orange or white potatoes, and purple grapes. So many fruits and vegetables are very delicious. Taste them. You might be surprised to find you like them, and they'll help your body feel healthy.

What is in this glass? it's water. You should drink plenty of water to stay healthy. Every part of your body needs water to do its work. You get some water from the foods you eat and the milk and fruit juices you drink, but you still need to drink more water. In the summer, when it is hot outside, you need to drink a lot of water. Be sure to drink plenty of milk, too. Milk will help your teeth and bones grow strong.

So we need to exercise. We need to eat good food. We need to drink lots of water that's going to give us energy

What do you think this little boy is doing? He's taking a bath. He's keeping his body clean. If you take a bath every day, that's gonna wash off all the dirt.

Sometimes we can't even see the dirt but there's germ on our bodies that we can't see so we want to wash our hair and wash our bodies

Did you remember to brush your teeth this morning? you want to brush your teeth at least twice a day

We're going to talk more about that in our next lesson

LESSON 47

1. Skills Development

Ø **Mục tiêu bài học:** tô màu và dùng kéo

Ø **Chuẩn bị:** Readiness Skills, tr.59. Kéo. Crayons

Ø **Nội dung bài học**

Hát Good Morning Boys And Girls

Good morning boys and girls.

Good morning boys and girls.

I'm so glad you came to school.

Good morning boys and girls.

Good morning Mrs. Stewart.

Good morning Mrs. Stewart.

I'm so glad you came to school.

Good morning Mrs. Stewart.

I see a cute little girl and a cute little boy and they look like they are talking to somebody very special.

Who are they talking to? they're talking to God. They are being respectful. They're in prayer position.

This little girl has her hands folded under her chin ready to talk to God with her eyes closed

This little boy is doing the same thing that he has his hands like this

Class Stand Turn Your Chairs Quietly Into The Table

Mẹ phát giấy **Readiness Skills, tr.59** cho con và cố gắng để con tự làm theo cô nhé

2. Phonics

Ø *Mục tiêu bài học:* cô dạy Hh blends

Ø *Chuẩn bị:* các blend ladders đã học

Ø *Nội dung bài học*

Hát Vowel Song

Đọc Consonant Chart

Đọc Vowel Chart

Đọc Blend Practice Cards

Cô dạy Hh blend

Capital H looks like a bed

Little h looks like a chair



A blend is a consonant and a vowel

Tập đọc từ **hat** và khoanh tròn blend **ha**



3. Writing (cursive)

Ø *Mục tiêu bài học*

Ôn lại little h



Ø **Chuẩn bị:**

Writing Tablet, tr.43

Ø **Nội dung bài học**

Hát The Alphabet Song

Cô ôn lại little h: *Start on the red dot. Slant up to the ceiling. Loop back toward the house. Slant down to the pink carpet. Trace up on the same line to the dotted line; curve down to the pink carpet and smile.*

Turn Your Chairs Into The Table

Mẹ phát giấy writing tablet, tr.43

4. Activity Time

Ø **Nội dung bài học:** đọc thơ, hát hò và diễn kịch

We're going to do some poems today and then I have a very special story for you

Ü *Down down*

Ü *Yellow and brown*

Ü *The leaves are falling all the way down*

The Bunny

Ü *Tall ears,*

Ü *Twinkly nose,*

Ü *Tiny tail,*

Ü *And hop, he goes!*

Ü *What is he?*

Ü *Can you guess?*

Ü *I feed him carrots*

Ü *And watercress.*

Ü *His ears are long,*

Ü *His tail is small*

Ü *And he doesn't make any noise at all!*

Ü *Tall ears,*

Ü *Twinkly nose,*

- Ü *Tiny tail,*
- Ü *And hop, he goes!*

Thank You For The World So Sweet

- Ü *Thank you for the world so sweet*
- Ü *Thank you for the food we eat*
- Ü *Thank you for the birds that sing*
- Ü *Thank you God for everything*

The Big Clock

- Ü *Slowly ticks the big clock*
- Ü *Tick tock tick tock*
- Ü *But cuckoo clock*
- Ü *Tick double click*
- Ü *Tick tock tick tock tickity tock*

Whisky Frisky

- Ü *Whisky frisky,*
- Ü *Hippity hop,*
- Ü *Up he goes*
- Ü *To the tree top!*
- Ü *Whirly, twirly,*
- Ü *Round and round,*
- Ü *Down he scampers*
- Ü *To the ground.*
- Ü *Furly, curly,*
- Ü *What a tail,*
- Ü *Tall as a feather,*
- Ü *Broad as a sail.*
- Ü *Where's his supper?*
- Ü *In the shell,*
- Ü *Snappy, cracky,*
- Ü *Out it fell.*

“Itchy Inchworm”

- Ü *You bump and you bump as you crawl across the ground*
- Ü *I giggle as you wiggle and you wriggle all around.*
- Ü *I like to watch you pinch, then you stretch, and you squirm.*
- Ü *You’re a funny little caterpillar, Itchy Inchworm!*

Cô kể story

I have a story today. This is a fun story. You might know about this little girl. She doesn't have blond hair. She's not Goldilocks. This little girl had a special job to do. This little girl was told by her mama to bring some baskets of goodies to her grandma. Her grandma was not feeling very well. And she lived in a cabin in the woods. Her mama told her “ take this basket to your grandma and don't stop along the path. Don't stop just go straight to grandma's house”. That was her job

This little girl had to put on a very special covering. It was very special. In fact, everybody knew who she was. Now she had a name but everybody called her this because she wore this very special coat every day. It was Little Red Riding Hood. Her mommy told her to go straight to grandma's house

There was once a little girl who lived at the edge of the big forest. The girl's mother had made a bright red cloak with a hood that she wore every day. Soon everybody called her

Little Red Riding Hood. One day Little Red Riding Hood's mother handed her a basket of food and said, “please take this to your grandmother. She is not feeling well and it will do her some good”. “go straight there”, her mother added, “don't stop and play in the woods or talk to strangers along the path”

It was a beautiful day. Birds were singing. Rabbits were hopping. A little stream was bubbling along nearby. Little Red Riding Hood saw some lovely yellow flowers growing beneath some tall trees. She wished she had time to stop and pick a bunch but she remembered her sick grandmother and hurried on her way.

The woods got thicker and darker. The only sound was soft crunch of dry leaves under Little Red Riding Hood's feet. Suddenly a gray wolf jumped in front of her. “Good morning Miss”, the Wolf said politely, “what a delicious smell it is”

“Fruit and cheese and cake for my poor sick grandmother”, little Red Riding Hood replied, pulling her cloak tightly about her then she remembered her promise not to speak to a stranger is who somebody that we don't know.

“What a good girl you are! bringing a basket full of food for your grandmother”, said the sly wolf, “she will be so happy to see you. Perhaps you would like some pretty flowers, too to cheer up” the wolf smiled, revealing his long white teeth

Little Red Riding Hood remembered the yellow flower she had passed. “I was just going to pick some”, she told the wolf. She turned and ran back down the path happy to get away from the big gray wolf.

The wolf watched Little Red Riding Hood disappear. While the Little Red Riding Hood is picking flowers. “I think I will pay a visit to Grandmother myself”, the wolf thought that. He raced off licking his chops

Grandma was expecting Little Red Riding Hood so she was looking out her window. When the wolf came up to her door. That is a little Red Riding Hood. She always wears a little lovely red cloak”, said Grandma to herself

“Why? that isn't a little girl at all. It's a wolf”, cried Grandma and she ran and hid in her closet. When the wolf entered the tiny cottage, he saw that Grandma was not there.

So he quickly put on her dressing gown that means her nightgown and her nightcap and settled himself in her big bed. “Well, if Grandma isn't there here, then I'll just pretend that I'm Grandma”, he said, “after I gobbled up Little Red Riding Hood, there'll be fruit and cheese and cake for my dessert”. He wants to eat Little Red Riding Hood.

Little Red Riding Hood arrived at the cottage, carrying a big beautiful bunch of flowers. She put them in her basket and walked over to her grandma's bed. “why? Grandma. What big ears you have”, she gasped.

“ The better to hear you with, my dear”, answered the wicked Wolf, “but do come closer so I can hear you”

When the Little Red Riding Hood stepped forward, she exclaimed, “why? Grandma. What big eyes you have?

*“ The better to see you with, my dear” replied the wolf, “but please come closer still”
Finally Little Red Riding Hood reached the bed. “why? Grandma. What big teeth you have?, she cried*

“ The better to eat you with, my dear” ,she shouted.

Little Red Riding Hood dropped the flowers right in the wolf’s face

The woof was sneezing so much that grandma's nightcap slid down off her eyes, over her eyes.

He didn’t even see Little Red Riding Hood run to her grandma's cupboard

The wolf tried to get out of bed but the tail got twisted in grandma's dressing gown.

When he stepped down, he tripped over the blanket. Each time he sneezed the nightcap slid back over his eyes. Confused the wolf staggered out of the cottage still tangled up in grandma's gown. Then he came across a hunter. The hunter was carrying an axe. When the wolf saw the axe, he raced off into the woods vowing never to come back again.

The hunter went into grandma's cottage to see what was going on

“ How can we ever thank you for chasing that wicked wolf away”, cried grandma when she saw him

“ Please share our lunch”, little Red Riding Hood said

While they ate the goodies from Little Red Riding Hood's basket, far off in the woods they could still hear the wolf sneezing. And they never saw the woof again.

5. Numbers

Ø **Mục tiêu bài học:** học số 8

Ø **Chuẩn bị:** thẻ số 1-8

Ø **Nội dung bài học:**

Đọc number chart 1-30

Cô tráo thẻ số từ 1-7

Cô dạy số 8

What does number 8 look like? 2 balls stuck together

Bài học này con chỉ cần nhớ câu **2 balls stuck together** hoặc **8 has 2 balls stuck together**

6. Numbers Review

Ø *Mục tiêu bài học*: làm theo hướng dẫn của cô

Ø *Chuẩn bị*: sách ABC-123, tr.45

Ø *Nội dung bài học*

Class Stand Turn Your Chairs Quietly Into The Table

Mẹ phát giấy sách **ABC-123, tr.45** cho con và cố gắng để con tự làm theo cô nhé

7. Language Enrichment

Ø *Mục tiêu bài học*

Học về Healthy Bodies

Ø *Nội dung bài học*

In our last lesson, we talked about our bodies and we wanted them to be healthy. We talked a lot about different things that would make us healthy like the food that we eat that would make us healthy.

We have learned that to stay healthy we must eat good food; drink milk, juice, and water; play outside to get exercise; and get plenty of sleep so our bodies can rest. But there are other things we need to do in order to have a healthy body. We need to keep our bodies clean.

You should use shampoo on your hair to keep it clean and shiny. It will smell good, too.

You can use soap and warm water to wash away dirt. You should always wash your hands after you use the bathroom, after you play outside, and after you play with your pets. Clean hands help to keep you healthy.

If you put your fingers in your mouth, some dirt and germs may go in, too.

Sometimes you get sick. Every time you cough or sneeze you spread your germs in the air. Then someone else may get sick. Always cover your mouth and nose when you cough or sneeze. This will keep you from giving your cold to someone else. After you use a tissue, you should wash your hands.

LESSON 48

1. Skills Development

Ø *Mục tiêu bài học:* tô màu

Ø *Chuẩn bị:* Readiness Skills, tr.61. Crayon. Pencil

Ø *Nội dung bài học*

Hát Good Morning Boys And Girls

Good morning boys and girls.

Good morning boys and girls.

I'm so glad you came to school.

Good morning boys and girls.

Good morning Mrs. Stewart.

Good morning Mrs. Stewart.

I'm so glad you came to school.

Good morning Mrs. Stewart.

*I can't wait for this paper today. It is one of my favorites. I've been to a farm before and I've been to a place that sells pumpkins like a pumpkin farm or a pumpkin patch. And in the pumpkin patch is usually one of these things. The farmer likes to put one of these out there. It's called a scarecrow. A **scarecrow** is something fun that a farmer might make and they put it out there and they stuff it with hay and they put a face on it. They put a hat on it. And they put it out there in the middle of the patch to keep the crows away.*

I see some numbers on our scarecrow. The hat has a number 6. Over here there are some crayons. There's a 6 on the brown crayon. There's a 7 on the yellow crayon and there's a 8 on the blue crayon.

What color do you think we're gonna color the hat? brown

Class Stand Turn Your Chairs Quietly Into The Table

Mẹ phát giấy **Readiness Skills, tr.61** cho con và cố gắng để con tự làm theo cô nhé

2. Phonics

Ø **Mục tiêu bài học:** ôn lại các blend ladders đã học

Ø **Chuẩn bị:**

Viết sẵn lên bảng: hit bun ham lot

Blend ladder Hn những letters đã học

Ø **Nội dung bài học**

Đọc Vowel Chart

Hát Vowel Song


Đọc Consonant Chart

Capital H. Little h. Hh says h as in horse. Hh says h h h

A consonant and a vowel put together and sounded together. This is called a blend

Đọc blend ladder Bb, Ll, Hh, Mm


Khoanh tròn các blend



3. Writing (cursive)

Ø **Mục tiêu bài học**

Cô ôn lại little h



Ø **Chuẩn bị:**

Writing Tablet, tr.44

Ø **Nội dung bài học**

Hát The Alphabet Song

Cô dạy viết little h: *Start on the red dot. Slant up to the ceiling. Loop back toward the house. Slant down to the pink carpet. Trace up on the same line to the dotted line; curve down to the pink carpet and smile.*

Turn Your Chairs Into The Table

Mẹ phát giấy Writing Tablet, tr.44

4. Activity Time

Ø **Chuẩn bị:**

Mẹ chuẩn bị 1 cái thùng hoặc rổ đựng rác giấy

Sách Art Project K4, tr.27. Kéo

Ø **Nội dung bài học:** hôm nay học Art Project

Cô giới thiệu sơ về Art Project K4, tr.27

Class stand. Turn Your Chairs Quietly Into The Table

Mẹ phát **Art Project K4, tr.27** cho con và cố gắng tập cho con làm theo hướng dẫn của cô.

5. Numbers

Ø *Mục tiêu bài học:* ôn từ 1-8

Ø *Chuẩn bị:* Thẻ số 1-8

Ø *Nội dung bài học*

Ü *One two three four five*

Ü *Once I caught a fish alive*

Ü *Six seven eight nine ten*

Ü *Then I let him go again*

Ü *Why did you let him go?*

Ü *Because he bit my finger so*

Ü *Which finger did he bite?*


Ü *He bit the little one on the right*

Đọc number chart 1-30

Cô tráo thẻ số từ 1- 8

What does number 8 look like? 2 balls stuck together

Chuẩn bị 8 chiếc lá và vẽ như hình bên dưới để con tương tác nếu muốn



6. Phonics Review

Ø *Mục tiêu bài học:* ôn lại các blend ladders đã học

7. Language Enrichment

Ø Mục tiêu bài học

Học về Humming Birds

Today in our lesson we are going to learn about another one of God's creatures

It is the tiniest bird that God made. It is a hummingbird

God made the smallest hummingbird as tiny as a bumblebee.



*God gave him a really long **beak** or a **bill**. It's almost like a small straw. God gave the hummingbird a long, thin beak so that he can find food inside flowers like the honeysuckle and trumpet vine. This pretty red flower has **nectar** inside it. Nectar is the sugary water that flowers make. The hummingbird comes to the flower, sticks his beak inside, and sips the nectar, just like you drink through a straw.*

*God gave hummingbirds wings to fly very fast, and they can also do things other birds cannot do. The hummingbird can fly forward, and he can also fly straight up, down, sideways, backward, and upside down. He can also **hover** in the air. We could say that a hummingbird is God's little helicopter.*

When a mother hummingbird is ready to lay eggs, she builds a very soft, tiny nest high in a tree. Her cup-shaped nest is as small as a walnut shell. The mother hummingbird works hard. She puts moss and tree bark on the outside of her nest to make it match the tree. When her nest is ready, she lays two tiny eggs the size of peas. After they hatch, the mother and father hummingbirds take care of their babies.

LESSON 49

1. Skills Development

Lesson 49 không có video.

2. Phonics

Ø Mục tiêu bài học

Cô dạy letter Ss

Ø Chuẩn bị:

Letter Picture Flashcard Ss


Ø Nội dung bài học

Hát Old Macdonald Had A Farm

Đọc vowel chart

Đọc blend Hh, Mm, Bb, Nn

Cô đọc blend để các con ghép consonant và vowel



This is capital S. Capital S looks like a big snake

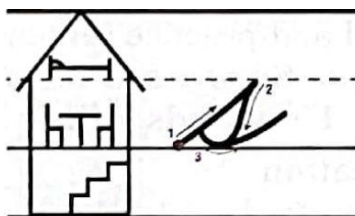
This is little s. Little s looks like a baby snake

Capital S. Little s. Ss says s as in sun. Ss says s s s

3. Writing (cursive)

Ø Mục tiêu bài học

Cô dạy little s



Ø **Chuẩn bị:**

Writing Tablet, tr.45

Ø **Nội dung bài học**

Hát The Alphabet Song

Cô dạy viết little s: Start on the red dot. Slant up to the dotted line. Drop down to the pink carpet and curve to the stick; touch. Trace down to the pink carpet and smile.

Turn Your Chairs Into The Table

Mẹ phát giấy Writing Tablet, tr.45

4. Activity Time

Ø **Nội dung bài học: Music**

1. *Little Bo-Peep*
2. *One Elephant Went Out to Play*
3. *Sweetly Sings the Donkey*
4. *Old Macdonald Had A Farm*
5. *My Grandma*
6. *Mary Had A Little Lamb*
7. *I Love Little Kitty*

5. Numbers

Ø **Mục tiêu bài học:** Nhận diện số 1-8

Ø **Chuẩn bị:** chuẩn bị thẻ số cỡ nhỏ

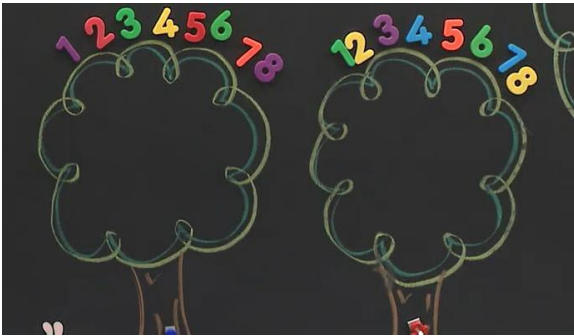
Ø **Nội dung bài học**

Count to 30

Đọc number chart 1-30

Cô trao thẻ số từ 1-8

Tương tác cùng các bạn

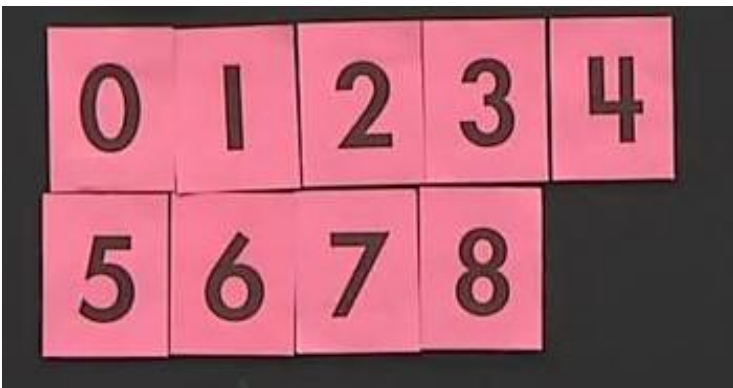


Today we are going to play with our number cards

Class stand. Quietly Turn Your Chair Into The Table

Play with number cards.

Con để thẻ số ở name tag và làm theo hiệu lệnh của cô



6. Phonics Review

Ø *Mục tiêu bài học:* ôn tập về blends

Ø *Chuẩn bị:* ABC-123, tr.47-48

7. Language Enrichment

Ø *Mục tiêu bài học*

Học về Seasons

Ø Nội dung bài học



*This little girl is having so much fun in this picture. She's jumping around. There are flowers and butterflies. When I see flowers and butterflies, it reminds me of **spring**. Spring is when things start to grow*

***Fall** is the opposite of spring. In the fall things are actually starting to die. The leaves are starting to fall off the tree because it's starting to turn into winter*

Does the weather get warmer? No, the weather becomes cooler.

Do the days get longer? No, the days get shorter.

The sun comes up later and goes down earlier. Sometimes it gets dark before supper.



*What season is this? **Summer***

Summer is a fun season for many boys and girls.

What is the weather like? Summer weather is very warm; sometimes it is hot.

The sun rises very early, and the days are long.

Sometimes the sun still shines when it is time to go to bed! This makes nighttime seem very short.

Do children go to school in the summer? Most children don't go to school in the summer, and there is a lot of time to play. They may play in the sandbox or splash in water in a sprinkler or a pool.

*Which season is the opposite of summer? **Winter***

Is the weather warm in the winter? No, the weather can be very cold in the wintertime!

Some days the sun doesn't shine very much, and the nights seem very long.

*Do trees have leaves in the wintertime? No, only **evergreen trees** are green in the winter. Other trees have no leaves. They rest during the cold weather. Winter is a resting time for plants and animals.*

*In many parts of the world, God sends something very special to cover the ground in the winter. What is this white covering? It is snow! When snow covers the ground, many animals cannot find food. Many birds fly away to find a warmer place to live. Some animals **hibernate** during the winter. That's why we don't see many wild animals in winter.*

LESSON 50


1. Skills Development

Ø *Mục tiêu bài học:* on the top, in the middle, on the bottom và chơi play dough

Ø *Chuẩn bị:* a green book, a red book, a blue book và play dough

Ø *Nội dung bài học*

Today I have something fun that I'm gonna share with you. Have you ever gone to maybe the circus or the zoo and you saw a seal before? the seals are so fun




So let's look at my seal right here. This is Sammy Seal. Sammy Seal has some balls on his nose.

What color ball is this one? Yellow

*Do you see this big blue ball? This big blue one is **on the top***


Where is it? on the top

The big blue one is on the top of these 2 little yellow ones



*Now look where the big blue one is. Where do you think the big blue one is? **in the middle***

Now it's between the 2 yellow balls



And then look at this one right here. Where's that one at? **on the bottom**. It's on the bottom or underneath the 2 yellow balls

Prepare For Play Dough

2. Phonics

Ø Mục tiêu bài học

Cô dạy Ss blend

Ø Chuẩn bị:

Blend ladder Ss, Hh, Mm, Bb, Nn

Ø Nội dung bài học

Đọc vowel chart

Đọc blend ladders Hh, Mm, Bb, Nn

Cô dạy đọc blend ladder Ss

This is capital S. Capital S looks like a big snake

This is little s. Little s looks like a baby snake

Capital S. Little s. Ss says s as in sun. Ss says s s s

Đọc blend Ss

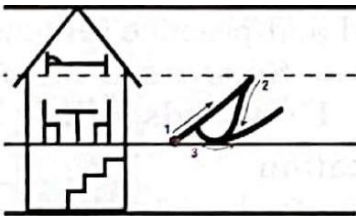


Đọc blend trong từ nap, bell, hen, sun, tub, man

3. Writing (cursive)

Ø *Mục tiêu bài học*

Ôn lại little s



Ø *Chuẩn bị:*

Writing Tablet, tr.46

Ø *Nội dung bài học*

Hát Alphabet Song

Cô dạy viết little s: *Start on the red dot. Slant up to the dotted line. Drop down to the pink carpet and curve to the stick; touch. Trace down to the pink carpet and smile.*

Turn Your Chairs Into The Table

Mẹ phát giấy Writing Tablet, tr.46

4. Activity Time

Ø *Nội dung bài học:* lesson 45 không có video bài học môn Activity time

5. Numbers

Ø *Mục tiêu bài học:* học viết số 6

Ø *Chuẩn bị:* Thẻ số 1-8

Ø *Nội dung bài học*

Ü *One two three four five*

Ü *Once I caught a fish alive*

Ü *Six seven eight nine ten*

Ü *Then I let him go again*

Ü *Why did you let him go?*

Ü *Because he bit my finger so*

Ü *Which finger did he bite?*

Ü *He bit the little one on the right*

Clap to 30

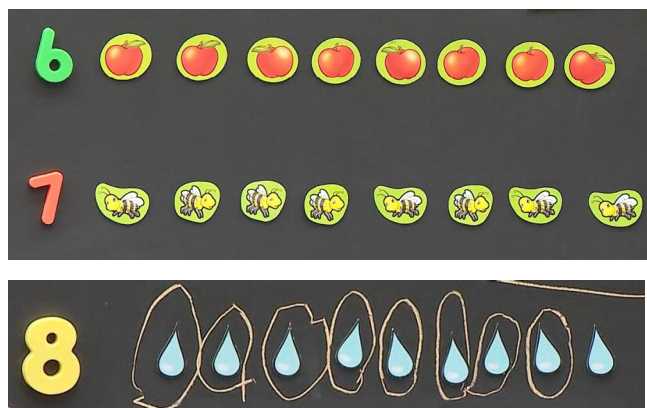
Đọc number chart 1-30

Cô tráo thẻ số từ 1-8

Play order game

Circle 6 apples

Circle 7 bees



Cô dạy viết số 6: *it starts on the red dot. We curve down to the pink carpet. Curve up and make a ball and tuck in.*

6. Phonics Review

Video này là để củng cố bài học phonics nên thầy không soạn chi tiết nữa nhé.

7. Language Enrichment

Ø *Mục tiêu bài học*

Học về **senses of taste and smell**

Ø *Nội dung bài học*

*We're gonna talk about today our **senses***

*We have five senses: **seeing, hearing, tasting, smelling, and touching.***

Why do we have these five senses?

*With what part of our bodies do we see? **eyes***

With what do we hear? Ears

With what do we taste? a tongue

With what do we smell? a nose

With what can we feel and touch things? our hands and skin

*You need your nose for smelling things. **Odors** help you know what something is. We can smell things that we can't see. Our noses tell us about the smells that move through the air. Some things smell very good. We can smell things we can see, such as a flower, some powder, or some food.*

With what can you taste things? You can taste things when you put them into your mouth.

*Your tongue tells you if something tastes **sweet, sour, salty, or bitter.***

What things taste sweet?

Do you like sour foods?

What things taste bitter?

LESSON 50


1. Skills Development

Ø *Mục tiêu bài học:* on the top, in the middle, on the bottom và chơi play dough

Ø *Chuẩn bị:* a green book, a red book, a blue book và play dough

Ø *Nội dung bài học*

Today I have something fun that I'm gonna share with you. Have you ever gone to maybe the circus or the zoo and you saw a seal before? the seals are so fun




So let's look at my seal right here. This is Sammy Seal. Sammy Seal has some balls on his nose.

What color ball is this one? Yellow

*Do you see this big blue ball? This big blue one is **on the top***


Where is it? on the top

The big blue one is on the top of these 2 little yellow ones



*Now look where the big blue one is. Where do you think the big blue one is? **in the middle***

Now it's between the 2 yellow balls



And then look at this one right here. Where's that one at? **on the bottom.** It's on the bottom or underneath the 2 yellow balls

Prepare For Play Dough

2. Phonics

Ø Mục tiêu bài học

Cô dạy Ss blend

Ø Chuẩn bị:

Blend ladder Ss, Hh, Mm, Bb, Nn

Ø Nội dung bài học

Đọc vowel chart

Đọc blend ladders Hh, Mm, Bb, Nn

Cô dạy đọc blend ladder Ss

This is capital S. Capital S looks like a big snake

This is little s. Little s looks like a baby snake

Capital S. Little s. Ss says s as in sun. Ss says s s s

Đọc blend Ss

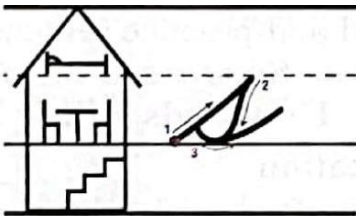


Đọc blend trong từ nap, bell, hen, sun, tub, man

3. Writing (cursive)

Ø *Mục tiêu bài học*

Ôn lại little s



Ø *Chuẩn bị:*

Writing Tablet, tr.46

Ø *Nội dung bài học*

Hát Alphabet Song

Cô dạy viết little s: *Start on the red dot. Slant up to the dotted line. Drop down to the pink carpet and curve to the stick; touch. Trace down to the pink carpet and smile.*

Turn Your Chairs Into The Table

Mẹ phát giấy Writing Tablet, tr.46

4. Activity Time

Ø *Nội dung bài học:* lesson 45 không có video bài học môn Activity time

5. Numbers

Ø *Mục tiêu bài học:* học viết số 6

Ø *Chuẩn bị:* Thẻ số 1-8

Ø *Nội dung bài học*

Ü *One two three four five*

Ü *Once I caught a fish alive*

Ü *Six seven eight nine ten*

Ü *Then I let him go again*

Ü *Why did you let him go?*

Ü *Because he bit my finger so*

Ü *Which finger did he bite?*

Ü *He bit the little one on the right*

Clap to 30

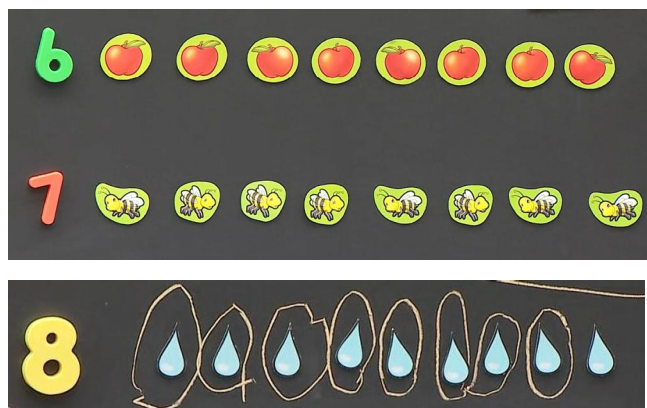
Đọc number chart 1-30

Cô tráo thẻ số từ 1-8

Play order game

Circle 6 apples

Circle 7 bees



Cô dạy viết số 6: *it starts on the red dot. We curve down to the pink carpet. Curve up and make a ball and tuck in.*

6. Phonics Review

Video này là để củng cố bài học phonics nên thầy không soạn chi tiết nữa nhé.

7. Language Enrichment

Ø *Mục tiêu bài học*

Học về **senses of taste and smell**

Ø *Nội dung bài học*

*We're gonna talk about today our **senses***

*We have five senses: **seeing, hearing, tasting, smelling, and touching.***

Why do we have these five senses?

*With what part of our bodies do we see? **eyes***

With what do we hear? Ears

With what do we taste? a tongue

With what do we smell? a nose

With what can we feel and touch things? our hands and skin

*You need your nose for smelling things. **Odors** help you know what something is. We can smell things that we can't see. Our noses tell us about the smells that move through the air. Some things smell very good. We can smell things we can see, such as a flower, some powder, or some food.*

With what can you taste things? You can taste things when you put them into your mouth.

*Your tongue tells you if something tastes **sweet, sour, salty, or bitter.***

What things taste sweet?

Do you like sour foods?

What things taste bitter?

LESSON 56

1. Skills Development

Ø *Mục tiêu bài học:*

Cheerful

Ø *Nội dung bài học*

Hát Good Morning Boys And Girls

Good morning boys and girls.

Good morning boys and girls.

I'm so glad you came to school.

Good morning boys and girls.

Good morning Mrs. Stewart.

Good morning Mrs. Stewart.

I'm so glad you came to school.

Good morning Mrs. Stewart.

*Today is going to be a great day. We are going to have so much fun. I want to talk to you about another word that we can learn. I wanna talk to you about a word called **thoughtful**.*



Do you see this little girl right here? this little girl is talking to this gentleman right here.

He's got gray hair. He is sitting in a wheelchair.

Mr. Omer is in a wheelchair and cannot go outside very often. Amanda showed her thoughtfulness by taking him some flowers and a cheerful card.

Sometimes you can show thoughtfulness by being kind rather than by doing work.

- *Giving Mom a hug is thoughtful.*
- *Making Dad a birthday card is thoughtful.*
- *Holding the door open for someone carrying a package is thoughtful-*



This picture is a little boy. His name is Dylan and Dylan is helping his mommy. Because he sees that she has her handfull with the groceries.

What is he doing in that picture? He is opening the door for her.

When you think about somebody else beside yourself, you're being thoughtful.



Amber Lamb and Katie Kitten sat on the front step of Amber's house. They had been playing very hard and were very thirsty. Amber's mother had just gone in to get them a cold drink of orange juice, when Amber saw something that made her very excited. Just a couple of houses down the street was a large moving truck.

“Mother! Mother!” called Amber as she ran into the house. “We’re getting new neighbors.”

“Oh!” said Mother. “Maybe someone your age will be living there, so you can have a new friend.”

Amber and Katie drank their orange juice as they watched the movers open the big truck. Do you know what was in the truck? A tricycle! Amber looked at Katie; Katie looked at Amber.

“Our new neighbor will be our new friend,” they said.

Amber and Katie took their empty glasses in to Mother.

“Oh, Mother,” said Amber Lamb. “I think our new neighbor will be my friend.”

“Well,” said Mother, “It’s almost lunch time. Would you like to help me make some sandwiches and iced tea to take to our new neighbors?”

Amber Lamb got out the bread. Katie Kitten got out the lunch meat and cheese. Mother got out the mustard and mayonnaise. Mother went to the shed and got a small cooler for the iced tea. They had such a good time fixing lunch for their new neighbors. Mother wrapped the sandwiches and put them in the basket. Amber put in paper cups, and Katie put in napkins and some cookies. Mother told Amber and Katie to carry the basket, and she carried the iced tea.

Down the street they went to visit their new neighbors. As they entered the yard, they heard a big “Hello!” There on the tricycle was Mickey Monkey.

“Mom!” called Mickey Monkey. “There’s someone here.”

Mickey Monkey’s mother smiled.

Amber’s mother smiled and said, “Hello! Welcome to our neighborhood. We thought we’d bring you some lunch and something cold to drink.”

“The cold drink sounds wonderful,” said Mickey’s mother. “Moving is hard work.”

They all sat down to eat lunch with their new neighbors.

2. Phonics

Ø *Mục tiêu bài học:* Học Dd Blends

Ø *Chuẩn bị:* blend ladder Dd

Ø *Nội dung bài học*

Hát Down by the Station


Đọc vowel chart



What are these called? vowels

How many vowels do we have? 5

Đọc consonant chart



Cô trao thẻ các letters đã học

Capital D. Little d. Dd says d as in dog. Dd says d d d


Đọc blend ladder Dd



3. Writing (cursive)

Ø *Mục tiêu bài học*

Ôn lại little d



Ø *Chuẩn bị:*

ABC writing tablet, tr.52

Ø *Nội dung bài học*

Hát The Alphabet Song

What letter is it? – it's little d

Cô dạy viết little s: d starts on the red dot. We're gonna curve down to the pink carpet. We're going to go back up to the red dot. We're going to stop and think. Then we're going to go up through the dotted line. Then we're going to retrace back down the same line to the pink carpet and end in a smile.

Turn Your Chairs Into The Table

4. Activity Time

Ø *Chuẩn bị: sách K4 Bible Activity Book, tr. 21-22*

Ø *Nội dung bài học: tô màu*

For activity today, boys and girls right here we are going to do a fun Bible paper. I love doing these Bible papers.

I hope you're taking these home and using them like Bible flashcards and telling your mommies and daddies the stories that you've been learning.



Let's look at this first one right here. It looks like there's a man and he's praying outside of his window

Who could that man be that we've been learning about? It's Daniel.

Daniel prayed to God how many times a day? 3 in the morning, in the afternoon and in the evening.

We're going to do this paper today and I see some numbers on his clothes right here. I see the number 4 and the number 5 and I see that there's crayons up here. We're going to look at our paper together .

Class stand. Turn Your Chairs Quietly Into The Table

5. Numbers

Ø *Mục tiêu bài học: review 1-8*

Ø *Chuẩn bị:*

Ø *Nội dung bài học*

Đọc number chart 1-30

Clap to 30

Tap to 10

Cô tráo thẻ số từ 1-8

Mẹ làm giống hình bên trên để con hoà mình vào lớp học cùng các bạn.



Học về pattern



Triangle Triangle Star Triangle Triangle Star Triangle Triangle ?



Circle Heart Heart Circle Heart Heart ?

6. Numbers Review

Ø **Mục tiêu bài học:** viết số 6

Ø **Chuẩn bị:** sách ABC-123, tr.55

Ø **Nội dung bài học**

Viết số 7: ***Start on the red dot. Walk up to the ceiling and across, then slant down.***

Class Stand Turn Your Chairs Quietly Into The Table

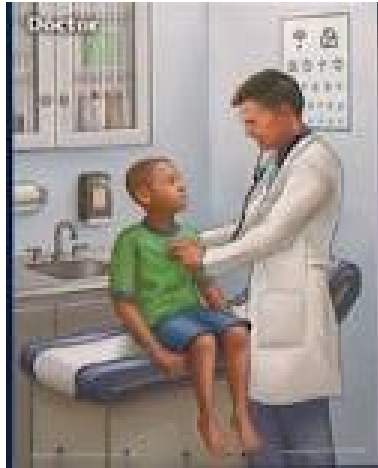
Mẹ phát giấy **sách ABC-123, tr.55** cho con và cố gắng để con tự làm theo cô nhé

7. Language Enrichment

Ø Mục tiêu bài học

Học về Doctor

Ø Nội dung bài học



Today in language development, we're going to talk about a person, a special job that he or she may have. Maybe you've had to go see one of these people. It's called the doctor.

You see a doctor that deals with little people. They're called **pediatrician**

The doctor uses some special **instruments** as he works.

What is the doctor wearing around his neck? It is a **stethoscope**. The doctor puts the two small pieces of the stethoscope into his own ears, and he puts the bigger, round piece onto your back or chest. Then the doctor will listen to your heartbeat and breathing. He may listen for a cough.

An **otoscope** helps the doctor see into your ears. A little light in the otoscope shines into your ear so the doctor can see if you have an ear infection.

The doctor may decide you need some **medicine**. If the doctor knows what is making you sick, he may write a **prescription**. A prescription is a piece of paper that tells what kind of medicine will make you well. Your parents take the prescription to a store and get some medicine for you. You should always let your parents give you your medicine. You should never take it by yourself.

What's that thing that they look inside your ears with? **Otoscope**

*What's that thing that he puts in his ears to listen to your heart? that's called a **stethoscope***

*What's that piece of paper called when he's writing on it? it's called a **prescription**.*

LESSON 57

1. Skills Development

Ø *Mục tiêu bài học:* tô màu

Ø *Chuẩn bị:* Readiness Skills, tr.67

Ø *Nội dung bài học*

Good morning boys and girls.

Good morning boys and girls.

I'm so glad you came to school.

Good morning boys and girls.

Good morning Mrs. Stewart.

Good morning Mrs. Stewart.

I'm so glad you came to school.

Good morning Mrs. Stewart.

Today is going to be such a fun day. And I see something fun on our paper right here.



What is it? it's a turkey.

What does the Turkey say? It says gobble gobble gobble

It's got some numbers on them. We're gonna look at these numbers today and we're going to have to figure out this puzzle. We're gonna color it and we're going to have to know our numbers and our colors.

Class Stand. Turn Your Chairs Quietly Into The Table

2. Phonics

Ø *Mục tiêu bài học:* ôn lại little d

Ø *Chuẩn bị:* ABC Writing Tablet, tr.53 Letter Picture Flashcard a, e, i, o, u.


Ø *Viết sẵn lên bảng:* den did

Ø *Nội dung bài học*

Hát Vowel Song



Đọc Consonant Chart




Cô ôn lại blend ladder Dd

Đọc blend practice cards: na, nu, hi, ne, to, mu, sa, ha, lu, hu, su, lo, bi, ni

Đọc các blend ladders đã học




Underline the blend



3. Writing (cursive)

Ø *Mục tiêu bài học*

Ôn lại little d



Ø *Chuẩn bị:*

Writing Tablet, tr.53

Ø *Nội dung bài học*

Hát The Alphabet Song

Cô ôn lại little d: *d starts on the red dot. We're gonna curve down to the pink carpet. We're going to go back up to the red dot. We're going to stop and think. Then we're going to go up through the dotted line. Then we're going to retrace back down the same line to the pink carpet and end in a smile.*

Turn Your Chairs Into The Table

4. Activity Time

Ø *Nội dung bài học:* đọc thơ, hát hò và diễn kịch

We are going to have so much fun today with poetry.

Thank You For The World So Sweet

Ü *Thank you for the world so sweet*

Ü *Thank you for the food we eat*

Ü *Thank you for the birds that sing*

Ü *Thank you God for everything*

God Help the pilgrims

- Ü *God helped the Pilgrims*
- Ü *Ship to sail safely through the storm*
- Ü *God gave the Indian friends*
- Ü *To help them hunt and plant some corns*
- Ü *The pilgrims wanted to give thanks*
- Ü *So they took time to pray*
- Ü *And Indian friends joined in the feast*
- Ü *That first Thanksgiving Day*

The Big Clock

- Ü *Slowly ticks the big clock*
- Ü *Tick tock tick tock*
- Ü *But cuckoo clock*
- Ü *Tick double click*
- Ü *Tick tock tick tock tickity tock*

Holding Hands

- Ü *Elephants walking*
- Ü *Along the trails*
- Ü *Are holding hands*
- Ü *By holding tails.*
- Ü *Trunks and tails*
- Ü *Are handy things*
- Ü *When elephants walk*
- Ü *In circus rings.*
- Ü *Elephants work*
- Ü *And elephants play*
- Ü *And elephants walk*
- Ü *And feel so gay.*
- Ü *And when they walk*

Ü *It never fails*
Ü *They're holding hands*
Ü *By holding tails.*

I love little Kitty

Ü *Her coat is so warm,*
Ü *And if I don't hurt her,*
Ü *She'll do me no harm.*
Ü *So I'll not pull her tail,*
Ü *Or drive her away,*
Ü *But Kitty and I*
Ü *very gently will play.*
Ü *She will sit by my side*
Ü *And I'll give her some food*
Ü *and she'll like me because*
Ü *I am gentle and good*

Hands on shoulders

Ü *Hands on shoulders,*
Ü *Hands on knees,*
Ü *Hands behind you,*
Ü *If you please;*
Ü *Touch your shoulders,*
Ü *Now your nose,*
Ü *Now your hair and*
Ü *Now your toes,*
Ü *Hands up high*
Ü *In the air,*
Ü *At your sides,*
Ü *Then touch your hair;*
Ü *Hands up high*
Ü *As before;*

Ü *Now clap your hands,*

Ü *One, two, three, four.*

Whisky Frisky

Ü *Whisky frisky,*

Ü *Hippity hop,*

Ü *Up he goes*

Ü *To the tree top!*

Ü *Whirly, twirly,*

Ü *Round and round,*

Ü *Down he scampers*

Ü *To the ground.*

Ü *Furly, curly,*

Ü *What a tail,*

Ü *Tall as a feather,*

Ü *Broad as a sail.*

Ü *Where's his supper?*

Ü *In the shell,*

Ü *Snappy, cracky,*

Ü *Out it fell.*

I want to act out The Little Red Hen

Phần còn lại của bài học cô nhờ các bạn diễn kịch Little Red Hen

5. Numbers

Ø ***Mục tiêu bài học:*** học số 9

Ø ***Chuẩn bị:*** thẻ số 1-9

Ø ***Nội dung bài học:***

Đọc number chart 1-30

Clap to 30

Cô tráo thẻ số từ 1-8

Play order game

Các con lên bảng tìm số theo mô tả của cô



Cô dạy số 9

Nine has a ball at the top.

6. Phonics Review

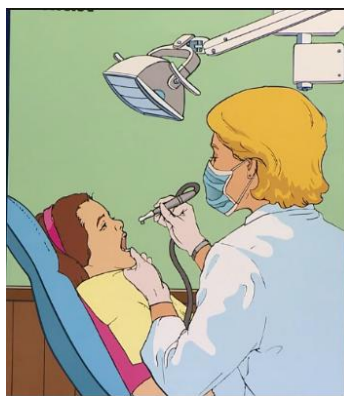
Video này là để củng cố bài học phonics nên thầy không soạn chi tiết nữa nhé.

7. Language Enrichment

Ø *Mục tiêu bài học*

Học về **dentist**

Ø *Nội dung bài học*



*Today we're gonna talk about a different kind of doctor. He's called a **dentist**.*

*When Emma visits the dentist, she sits in a special **chair** that leans back.*

Why does Emma have her mouth open? The dentist wants to look at her teeth very carefully. She wants to be sure her teeth are healthy.

What is under Emma's chin? Emma wears an apron or small towel to keep her clothes clean. What is over Emma's head? A bright light helps the dentist see inside Emma's mouth.

*You have "**baby teeth**" God gave you baby teeth when you were very little. When you are five or six, you will start growing big, grown-up teeth.*

*She uses a little tiny **mirror** and other tools as she cleans Emma's teeth.*

*You can put a little bit of **toothpaste** on a special **toothbrush** and brush your teeth.*

You can brush up and down.

*If a tooth hurts, a dentist can help. If you do not brush your teeth, bits of food stick to them. This extra food can make a tooth get a **cavity**. A dentist can put a **filling** in this little hole in the tooth. Then it will not hurt anymore.*

LESSON 58

1. Skills Development

Ø *Mục tiêu bài học:* tô màu

Ø *Chuẩn bị:* Readiness Skills, tr.69

Ø *Nội dung bài học*

Good morning boys and girls.

Good morning boys and girls.

I'm so glad you came to school.

Good morning boys and girls.

Good morning Mrs. Stewart.

Good morning Mrs. Stewart.

I'm so glad you came to school.

Good morning Mrs. Stewart.

We're gonna have so much fun today. I cannot wait for all the fun that we're gonna have.

This morning we're gonna do this fun paper.



Look at this boy right here. He's dressed a little bit different than how we're dressed. What kind of boy do you think this is? he kind of reminds me of those people that came over on that ship

and remember that poem that we learned about in our last lesson? how they came over on that ship but God protected them in the storm. What were those people called? The pilgrims.

When the pilgrims came over from England to America, he's wearing his special coat and he's got a belt. And then he has his little pants. Now his pants are like little short pants but they're not shorts.

They're just pants that came down to their knees and then they wore long socks and they had those special shoes and this is how the boys or the men dressed back then. So this is what a pilgrim look like and we're going to color this pilgrim together.

Class Stand. Turn Your Chairs Quietly Into The Table

2. Phonics

Ø **Mục tiêu bài học:** học Gg


Ø **Chuẩn bị:** Viết sẵn lên bảng Letter Picture Flashcards Gg

Ø **Nội dung bài học**

Đọc Vowel Chart



Đọc Consonant Chart



Đọc blend practice cards: ti, te, tu, mi, ma, na, nu, hi, ne, to, mu,

Học letter Gg

Capital G looks like a great big circle but it's open because the goats have come out

Little g is a little circle with a fishing hook

Capital G. Little g. Gg says g as in goat. Gg says g g g

3. Writing (cursive)

Ø *Mục tiêu bài học*

Cô dạy little g



Ø *Chuẩn bị:*

ABC Writing Tablet, tr.54

Ø *Nội dung bài học*

Hát The Alphabet Song

Cô dạy viết little g: *Start on the red dot. Curve down to the pink carpet. Curve up to the red dot. Slant down to the basement. Loop toward the house. Cross at the pink carpet and smile.*

Turn Your Chairs Into The Table

4. Activity Time

Ø *Chuẩn bị:*

Mẹ chuẩn bị 1 cái thùng hoặc rổ đựng rác giấy

Sách Art Project K4, tr.33, 35.

Ø *Nội dung bài học:* hôm nay học Art Project

Cô giới thiệu sơ về Art Project K4, tr.33, 35

Class stand. Turn Your Chairs Quietly Into The Table

5. Numbers

Ø **Mục tiêu bài học:** review 1-9

Ø **Chuẩn bị:** Thẻ số 1-9

Ø **Nội dung bài học**

Ü *One two three four five*

Ü *Once I caught a fish alive*

Ü *Six seven eight nine ten*

Ü *Then I let him go again*

Ü *Why did you let him go?*

Ü *Because he bit my finger so*

Ü *Which finger did he bite?*

Ü *He bit the little one on the right*

Count to 40

Cô tráo thẻ số từ 1- 9

Play order game

6. Numbers Review

Ø **Mục tiêu bài học:** làm theo hướng dẫn của cô

Ø **Chuẩn bị:** sách ABC-123, tr.57

Ø **Nội dung bài học**

Class Stand Turn Your Chairs Quietly Into The Table

Mẹ phát giấy sách **ABC-123, tr.57** cho con và cố gắng để con tự làm theo cô nhé

7. Language Enrichment

Ø Mục tiêu bài học

Học về Garden



What is this a picture of? A **garden** is a place where you dig up the dirt and grow special plants.

What grows in a garden? Gardens can be big or small.

Vegetables, such as tomatoes, carrots, and beans grow in a garden. Big, red strawberries and beautiful flowers grow in gardens, too.

All gardens show us God's **handiwork** of the different beautiful plants God made.

If we want to plant a garden, what do we do? We dig up the dirt with a **shovel** and make our garden a big square. We take away all the rocks and weeds. **Weeds** are plants that we don't want to have in our garden because they choke out the plants that we do want to grow there. We make plenty of room for our plants to grow.

We buy **seeds** that will grow into the kind of plants we want. We might grow keep them warm. We water the seeds so they will start to grow.

God gives us some special helpers for our garden. God made the birds, such as **swallows**, that will fly through our garden and catch the insects. God made another bird, the **starling**, that digs up and eats the **grubs** in the dirt. God made **frogs** and **toads** and **ladybugs** to eat the insects in the garden.

LESSON 59

1. Skills Development

Ø *Mục tiêu bài học: in/inside và out/outside*

Ø *Nội dung bài học*

Good morning boys and girls.

Good morning boys and girls.

I'm so glad you came to school.

Good morning boys and girls.

Good morning Mrs. Stewart.

Good morning Mrs. Stewart.

I'm so glad you came to school.

Good morning Mrs. Stewart.

Today we're going to talk about some more opposites. Remember we've talked about opposites before. Opposites means they are completely different.

If I said a boy, what is the opposite of a boy? a girl

If I said stand what is the opposite of stand? Sit



Buster's still sleeping. Buster is inside of his dog house. He's in his dog house.

Where is he? in his house or inside of his dog house.



And here he is outside of his dog house.



What is he doing? in the basket

Now what is he doing? he is out of the basket

Cô cho các bạn làm các hoạt động để hiểu sâu hơn về in/inside và out/outside.

2. Phonics

Ø *Mục tiêu bài học: học Gg blends*

Ø *Chuẩn bị: blend ladders Gg*

hit bat mug cot bed

Ø *Nội dung bài học*

What are these called? vowels

How many vowels do we have? 5

Đọc vowel chart



Đọc consonant chart



Đọc blend practice cards: *sa, ha, lu, hu, ho, no, le, la, bu, ba, li, me, bo, be, ni, ti*

Capital G. Little g. Gg says g as in goat. Gg says g g g

Đọc blend Gg




Underline the blend

hit bat mug cot bed

3. Writing (cursive)

Ø *Mục tiêu bài học*

Cô ôn lại little g



Ø *Chuẩn bị:*

Writing Tablet, tr.55

Ø *Nội dung bài học*

Hát The Alphabet Song

Cô dạy viết little g: Start on the red dot. Curve down to the pink carpet. Curve up to the red dot. Slant down to the basement. Loop toward the house. Cross at the pink carpet and smile.

Turn Your Chairs Into The Table

4. Activity Time

Ø *Nội dung bài học: Music*

1. *One Elephant Went Out to Play*
2. *Down By The Station*
3. *London Bridge*
4. *Little Bo-peep*
5. *Sweetly Sings the Donkey*
6. *Jack and Jill*
7. *Miss Polly Had a Dolly*
8. *My Teddy Bear*
9. *I Love Little Kitty*

5. Numbers

Ø *Mục tiêu bài học: review 1-9*

Ø *Chuẩn bị: chuẩn bị thẻ số cỡ nhỏ*

Ø *Nội dung bài học*

Ü *One two three four five*

Ü *Once I caught a fish alive*

Ü *Six seven eight nine ten*

Ü *Then I let him go again*

Ü *Why did you let him go?*

Ü *Because he bit my finger so*


Ü *Which finger did he bite?*

Ü *He bit the little one on the right*

Count to 40

Cô trao thẻ số từ 1-9

Các con lên bảng tìm số theo mô tả của cô



Tương tác cùng các bạn



6. Phonics Review

Ôn lại các blend ladders đã học

7. Language Enrichment

Ø Mục tiêu bài học

Học về Groceries

Ø Nội dung bài học



Who are the people who work at the grocery store? They are **clerks**. Some clerks work at a cash register. What do they do with the cash register? The cash register is a machine that counts how much the groceries cost.

We visit the different parts of the grocery store to buy special foods. First we get a **grocery cart** to help us carry our food.

At the **meat counter** we buy our meats, such as hamburger, chicken, pork, and beef.

We also go to the **bakery** to buy our bread, doughnuts, cakes, and muffins.

At the **deli** we can buy fish or special lunch meats for sandwiches. The deli also has food already cooked—such as fried chicken or potato salad—that we can eat right away.

At the produce department, we find all kinds of fruits, such as apples and oranges, and vegetables, such as potatoes and carrots.

We walk down the **aisles** of the grocery store.

We go to the **dairy section** to buy our milk, butter, cheese, and yogurt.

LESSON 60

1. Skills Development

Ø *Mục tiêu bài học:* on/ off

Ø *Chuẩn bị:* gấu bông và 1 cái ghế để con tương tác

Ø *Nội dung bài học*

Good morning boys and girls.

Good morning boys and girls.

I'm so glad you came to school.

Good morning boys and girls.

Good morning Mrs. Stewart.

Good morning Mrs. Stewart.

I'm so glad you came to school.


Good morning Mrs. Stewart.

I want to talk to you about another opposite. We've been learning about opposites.

*Opposites are what? **they're completely different.***

If I said what is the opposite of turning the lights on? the opposite is off

The opposite of girl is boy



Look! Buster came back to school today. Buster is sitting on the chair.

What would be the opposite of on the couch? off the couch.



So now in this picture Buster is off the couch.

Cuối video mẹ giải thích là mẹ vỗ tay 1 lần là con tắt điện (turn the lights off). Mẹ vỗ tay 2 lần là con mở điện (turn the lights on)

2. Phonics

Ø **Mục tiêu bài học:** Cô ôn lại Gg blend

Ø **Chuẩn bị:** Letter Picture Flashcard Gg

Ø **Nội dung bài học**


What are these called? vowels

How many vowels do we have? 5

Đọc vowel chart



Đọc consonant chart



Tập đánh vần blends: ti, ba, nu, mu, me, lo

Đọc blend ladder Gg



Tập đánh vần từ với blend ladder Gg khi kết hợp với t



Đọc blend ladder Dd



Tập đánh vần từ với blend ladder Dd khi kết hợp với t



3. Writing (cursive)

Ø *Mục tiêu bài học*

Cô ôn lại a, e, i

Ø *Chuẩn bị:*

Writing Tablet, tr.56

Ø *Nội dung bài học*

Hát The Alphabet Song

Cô ôn lại cách viết của a, e, i

Turn Your Chairs Into The Table

4. Activity Time

Ø *Nội dung bài học:* lesson 60 không có video bài học môn Activity time

5. Numbers

Ø *Mục tiêu bài học:* ôn lại số 6 và số 9

Ø *Chuẩn bị:* Thẻ số 1-9

Ø *Nội dung bài học*

Ü *One two three four five*

Ü *Once I caught a fish alive*

Ü *Six seven eight nine ten*

Ü *Then I let him go again*

Ü *Why did you let him go?*

Ü *Because he bit my finger so*

Ü *Which finger did he bite?*

Ü *He bit the little one on the right*

Count to 40


Cô tráo thẻ số từ 1-9

Play order game

Six has the ball at the bottom

Nine has the ball at the top

Circle the right number



6. Phonics Review

Ø *Chuẩn bị:* ABC 123, tr.59-60

Ø *Mục tiêu bài học:* ôn tập về blends

7. Language Enrichment

Ø *Mục tiêu bài học*

Học về **games**

Ø *Nội dung bài học*

*What games do you like to play? Yes, boys and girls like to play many different games. Every game has **rules**. The rules tell us how to play the game. If we don't follow the rules, we won't have much fun. Games are a lot of fun when we follow the rules, wait for our turn, and do what we are supposed to do.*

Games may be played inside and outside.

Me chuẩn bị 1 cái thau hoặc rổ để chơi trò ném vào thau, rổ. Ngoài ra còn chơi trò tic tac toe



LESSON 61

1. Skills Development

Ø *Mục tiêu bài học:* Diligent

Ø *Nội dung bài học*

Hát Good Morning Boys And Girls

Good morning boys and girls.

Good morning boys and girls.

I'm so glad you came to school.

Good morning boys and girls.

Good morning Mrs. Stewart.

Good morning Mrs. Stewart.

I'm so glad you came to school.

Good morning Mrs. Stewart.



I have some friends right here. This is Hunter and Haley. Hunter and Haley look like they are helping their daddy. Their daddy is washing the car. Now, Haley is trying to get all the smudges off of the window.

There's lots of bugs sometimes when you travel or just when you're driving around town, you get bugs and things on the car and sometimes they just stick so we have to

scrub and now she is working so hard. She's not gonna leave that window until she gets the job done.

*She is doing her best or we can say she's being **diligent**. So she's not going to stop and just walk away. Even if it gets hard, even if she says I can't get all that sticky off. She's gonna keep trying and she's gonna work hard. She's gonna be diligent.*

Look at Hunter. Hunter is scrubbing the wheels. He's gonna make sure they're so super shiny. Look at Daddy. Daddy looks like he's about to spray them.

But before they could go outside and play in the backyard and have fun on their swing set, they had to get their chores done first.

Just like when we're in our classroom, we have to get our work done before we can go outside and play, don't we?

Let's look at this picture.



Look at this little girl right here and this little boy, they are working hard in their classroom.

Do they look like they're talking to each other? No, they're not.

They're not talking to each other. This little girl is focused right inside her book. She's looking at her book and getting ready to write on her paper and then this little boy right here he is writing down his numbers because he has a job to do.

*They're not talking, they're not playing around, they're not even scribbling on their papers. They're working hard. They're being **diligent**.*



Amber Lamb and Button Bear were lying on their tummies in the front yard looking at the ground. Amber's daddy walked up beside them.

"Hi, you two. What are you doing?"

"Just watching, Daddy," said Amber.

"Watching what?" he asked.

"We're watching Annie Ant. She is a very hard worker," said Button Bear.

Daddy sat on the grass with Amber and Button. They looked down at Annie Ant.

"Hi," said Annie Ant. "I can't stop to visit right now. I have to take this food home to my family. I have a lot of work to do."

"That's OK," said Amber. They watched as Annie Ant ran home carrying a large seed.

"Daddy," said Amber, "why do Annie Ant and her family work so hard?"

"Let's go into the house, and I'll try to explain it to you," said Daddy.

They all went into the house. Daddy got out his Bible and read a verse to them.

"Proverbs 6:6 says that we should go to the ant,... consider her ways, and be wise.'

You know. Amber and Button, God created everything and everyone for a reason.

When we were watching Annie Ant, she was being an example for us to follow. She

and her family work hard every day. Some members of her family take care of the eggs, some take care of the baby ants, some clean their big house, and others look for food. They work hard during the spring, summer, and fall, so when winter snows come, they will have food. The ants put their work first and save their play time for last. God says we should watch the ants and be like them. We should work hard and help each other."

"I want to be a hard worker like Annie Ant," said Amber Lamb. "If I work hard to get my chores done, I will have time later to play."

"And if I help you," said Button Bear, "we can get the work done even faster. We'll be just like Annie Ant and her family."

2. Phonics

Ø **Mục tiêu bài học:** Học Rr

Ø **Chuẩn bị:** blend ladder Dd

Nội dung bài học

Đọc vowel chart



What are these called? vowels

How many vowels do we have? 5

Đọc consonant chart



Cô tráo thẻ các letters đã học

Đọc blend practice cards: ta, du, do, se, mo, me, na, bu, ni, li, di

Đọc blend ladders: Mm



Cô dạy letter Rr

Capital R looks like a straight stick with a hump and a slide.

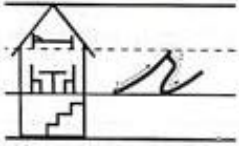
Little r looks like a stick with a droopy arm attached.

Capital R. Little r. Rr says r as in ring. Rr says r r r

3. Writing (cursive)

Ø *Mục tiêu bài học*

Ôn lại little r



Ø *Chuẩn bị:*

ABC writing tablet, tr.57

Ø *Nội dung bài học*

Hát The Alphabet Song

What letter is it? – it's little r

Cô dạy viết little r: Start on the red dot. Slant up to the dotted line. Trace down a little and slant out. Go down to the pink carpet and smile.

Turn Your Chairs Into The Table

4. Activity Time

Ø *Chuẩn bị:* sách K4 Bible Activity Book, tr. 23-24

Ø *Nội dung bài học:* tô màu

We have a paper to do today for activity.

Let's look at our paper right here. It says the king chose who to be the queen.

Look at her, you can tell she loves God.

You can tell by that face that on her face. Her heart says that she loves God.

She is so pretty and not just because her face is pretty but because the inside, that's what makes you pretty.

When we love God and we choose to do our best, then it shows on the outside.

So we're gonna do this paper together. I see she has some beautiful jewels in her crown.

So we're gonna color those beautiful jewels and I see she's even wearing a beautiful necklace and her beautiful hair that we're going to color in just a minute

Class stand. Turn Your Chairs Quietly Into The Table

5. Numbers

Ø *Mục tiêu bài học:* review 1-9

Ø *Chuẩn bị:*

Ø *Nội dung bài học*

Tap to 10

Đọc number chart 1-40

Cô tráo thẻ số từ 1-9

Các bé tìm số cô đọc



Play order game

6. Numbers Review

Ø *Mục tiêu bài học:* viết số 8

Ø *Chuẩn bị:* sách ABC-123, tr.61

Ø *Nội dung bài học*

Viết số 8: *Start on the red dot. Curve up to the ceiling and around like a snake or a little s that you see in your reading book. Then close up at the red dot.*

Class Stand Turn Your Chairs Quietly Into The Table

Mẹ phát giấy sách **ABC-123, tr.61** cho con và cố gắng để con tự làm theo cô nhé

7. Language Enrichment

Ø Mục tiêu bài học

Học về Rabbits

Ø Nội dung bài học

Today we're going to learn about another one of god's creatures and this creature is so adorable. He's so soft and cuddly.



A rabbit has two very big ears. When you look at a rabbit, the first thing you notice is his ears! God gave a rabbit two long ears so he can hear very well.

A rabbit has small eyes, and he cannot see very far. His little nose wiggles and twitches everywhere he goes.

A lop-eared rabbit has floppy ears.

They “talk” to each other by thumping their hind feet on the ground. A pet rabbit may thump his foot if he hears you coming.

Many rabbits may live together. The rabbits’ home is called a warren, with burrows and tunnels under the ground.

Rabbits have families. A daddy rabbit is a buck, and a mommy rabbit is a doe.

Baby rabbits are called kittens. They have no fur, and they cannot see or hear. Their mother feeds them milk.

Do all rabbits have tall ears? No, some have floppy ears.

What is a doe? a mother rabbit

What is a father rabbit called? a buck

What are new baby rabbits called? kittens

LESSON 62

1. Skills Development

Ø *Mục tiêu bài học: tô màu*

Ø *Chuẩn bị: Readiness Skills, tr.71*

Ø *Nội dung bài học*

Good morning boys and girls.

Good morning boys and girls.

I'm so glad you came to school.

Good morning boys and girls.

Good morning Mrs. Stewart.

Good morning Mrs. Stewart.

I'm so glad you came to school.

Good morning Mrs. Stewart.

Can you smell it?

I smell something delicious.

I smell something delicious and it is right here. Oh, what is that?

It is a gingerbread man. I'm the gingerbread man. Look at that. That looks so yummy.

We're gonna color him today and we're gonna do something fun with him today and

I'm not gonna tell you what it is until we are ready to color him.

Class Stand. Turn Your Chairs Quietly Into The Table

2. Phonics

Ø *Mục tiêu bài học: Học Rr blend*

Ø *Chuẩn bị: ABC Writing Tablet, tr.58*

Ø *Nội dung bài học*

Đọc vowel chart



Đọc Consonant Chart



Đọc blend practice cards: ta, bu, le, hu

Cô ôn lại letter Rr

Capital R. Little r. Rr says r as in ring. Rr says r r r

3. Writing (cursive)

Ø Mục tiêu bài học

Ôn lại little r



Ø Chuẩn bị:

Writing Tablet, tr.58

Ø Nội dung bài học

Hát The Alphabet Song

Cô ôn lại little r: *Start on the red dot. Slant up to the dotted line. Trace down a little and slant out. Go down to the pink carpet and smile.*

Turn Your Chairs Into The Table

4. Activity Time

Ø Nội dung bài học: đọc thơ, hát hò và diễn kịch

We are going to have so much fun today with poetry.

The Big Clock

Ü *Slowly ticks the big clock*

Ü *Tick tock tick tock*

Ü *But cuckoo clock*

Ü *Tick double click*

Ü *Tick tock tick tock tickity tock*

Humpty Dumpty

Ü *Humpty Dumpty sat on a wall*

Ü *Humpty Dumpty had a great fall*

Ü *All the king's horses and all the king's men*

Ü *Couldn't put Humpty together again*

Hands on shoulders

Ü *Hands on shoulders,*

Ü *Hands on knees,*

Ü *Hands behind you,*

Ü *If you please;*

Ü *Touch your shoulders,*

Ü *Now your nose,*

Ü *Now your hair and*

Ü *Now your toes,*

Ü *Hands up high*

Ü *In the air,*
Ü *At your sides,*
Ü *Then touch your hair;*
Ü *Hands up high*
Ü *As before;*
Ü *Now clap your hands,*
Ü *One, two, three, four.*

The Bunny

Ü *Tall ears,*
Ü *Twinkly nose,*
Ü *Tiny tail,*
Ü *And hop, he goes!*
Ü *What is he?*
Ü *Can you guess?*
Ü *I feed him carrots*
Ü *And watercress.*
Ü *His ears are long,*
Ü *His tail is small*
Ü *And he doesn't make any noise at all!*
Ü *Tall ears,*
Ü *Twinkly nose,*
Ü *Tiny tail,*
Ü *And hop, he goes!*

God Help the pilgrims

Ü *God helped the Pilgrims*
Ü *Ship to sail safely through the storm*
Ü *God gave the Indian friends*
Ü *To help them hunt and plant some corns*
Ü *The pilgrims wanted to give thanks*
Ü *So they took time to pray*

Ü *And Indian friends joined in the feast*
Ü *That first Thanksgiving Day*

Holding Hands

Ü *Elephants walking*
Ü *Along the trails*
Ü *Are holding hands*
Ü *By holding tails.*
Ü *Trunks and tails*
Ü *Are handy things*
Ü *When elephants walk*
Ü *In circus rings.*
Ü *Elephants work*
Ü *And elephants play*
Ü *And elephants walk*
Ü *And feel so gay.*
Ü *And when they walk*
Ü *It never fails*
Ü *They're holding hands*
Ü *By holding tails.*

My Gift

Ü *What can I give Him*
Ü *Poor as I am;*
Ü *If I were a shepherd,*
Ü *I would give Him a lamb.*
Ü *If I were a wise man,*
Ü *I would do my part.*
Ü *But what can I give Him?*
Ü *I will give my heart.*

I want to act out The Gingerbread man

Phần còn lại của bài học cô nhờ các bạn diễn kịch The Gingerbread man

5. Numbers

Ø *Mục tiêu bài học:* học khái niệm về 0

Ø *Chuẩn bị:* thẻ số 1-9

Ø *Nội dung bài học:*

Đọc number chart 1-40

Snap to 40

Cô tráo thẻ số từ 1-9

Play order game

Cô dạy khái niệm 0

We have a number that stands for nothing. Zero is the number that stands for nothing. Zero means nothing

6. Numbers Review

Ø *Mục tiêu bài học:*

Ø *Chuẩn bị:* sách ABC-123, tr.63

Ø *Nội dung bài học*

Class Stand Turn Your Chairs Quietly Into The Table

Mẹ phát giấy sách ABC-123, tr.55 cho con và cố gắng để con tự làm theo cô nhé


7. Language Enrichment

Ø *Mục tiêu bài học*

Học về **Reptiles**

Ø *Nội dung bài học*

I have something special today. Look at our card. This is some more of God's creatures today. It's not something that's soft and cuddly.



What kinds of animals are these? alligator, snake, lizard, and turtle.

These animals are reptiles. Reptiles are animals that have dry skin that is covered with scales. The turtle has a shell.

Turtles are reptiles. A turtle is different from other kinds of reptiles because he has a shell that he carries on his back. When something scares a turtle, he pulls in his legs, tail, and head and hides in his shell "house." Some turtles can make a bad smell to scare away an enemy. Some turtles are so small you could keep them in a small box. Other turtles are so big you could ride on their back! Turtles like to live where it is warm, but if they live where it gets cold, they will hibernate.

Lizards are reptiles. Lizards have long, thin bodies. Most lizards have a very long tail. Alligators and crocodiles are very big lizards. Some lizards are small enough to sit on your hand. Lizards use their sharp claws to help them run and climb.

Snakes are reptiles. God gave snakes long, thin bodies and scaly skin. Snakes don't have legs. They crawl by squeezing the scales on their tummies and wiggling back and forth. Snakes stick out their tongues to taste and smell things in the air around them. Some snakes are helpful; they live in the garden and eat bugs. Some snakes can hurt you. If you see a snake, tell a grownup right away.

Alligators and crocodiles are very big lizards.

What are some reptiles? lizards, turtles, snakes, alligators, crocodiles

Where do reptiles live? in many different places: in the deserts, oceans, lakes, rivers, and grass near your house

Which reptile can grow another tail? a small lizard

Which reptile carries his hiding place with him? a turtle

LESSON 63

1. Skills Development

Ø *Mục tiêu bài học:* tô màu

Ø *Chuẩn bị:* Readiness Skills, tr.73

Ø *Nội dung bài học*

Good morning boys and girls.

Good morning boys and girls.

I'm so glad you came to school.

Good morning boys and girls.

Good morning Mrs. Stewart.

Good morning Mrs. Stewart.

I'm so glad you came to school.

Good morning Mrs. Stewart.

We're gonna have a great day, turn and face your friends and say good morning friends.

Well, we have a fun paper to do today. Now, I wanna talk about this paper.

Have you ever played a game? Like a memory game?

A game where you have to, maybe you've played it with your family where you flip over a card and, oh, maybe there's a flour or a taco or a piece of pizza and then you have to flip over another one to see if you can find another one that matches.

Well, we're gonna play a matching game today on our paper. Let's see. Let's play a matching game real quick.

I have a girl and I have a girl and I have a boy.

Now, what matches right here, the girls, I have two girls.

So these are the same, but this one is what it is a boy. So he's what? He's different. He's different or he's the opposite.

Remember we talked about opposite opposites mean they are completely, they're completely different.

Spaghetti ice cream and spaghetti. Which two things match? The spaghetti? Spaghetti because the spaghetti would match those two things.

Popcorn, ice cream and ice cream. Think in your brain, boys and girls watching which two matches together. The ice cream.

On our paper today, we're gonna look for things that are the same things that look exactly alike.

Look right here. I have an evergreen tree. It's like a Christmas tree. I have an apple tree and an evergreen tree. Luke, which two things match? the evergreen trees. So we're gonna color the two evergreen trees.

Why would I not color the apple tree, William? Because it's not the same.

You're right because it is not the same. So we would only color the evergreen trees in this row because those two are the same.

The apple tree is the opposite. So we get to play a fun game today on our paper. We get to do a matching game on our paper class.

Class Stand. Turn Your Chairs Quietly Into The Table


2. Phonics

Ø Nội dung bài học

Đọc Vowel Chart



Đọc Consonant Chart



Cô tráo thẻ các chữ cái đã học

Đọc blend practice cards: *sa, ma, ta, mi, no, bi, be, he, ge, so, nu, de, li, na, me, mo, se, lo, si, du, ba, to, tu, do*

Make blends:



Đọc blend ladders



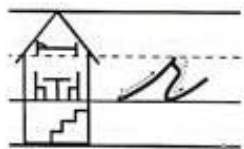
Đọc one vowel cards:



3. Writing (cursive)

Ø Mục tiêu bài học

Cô dạy little r, g, d



Ø Chuẩn bị:

ABC Writing Tablet, tr.59

Ø Nội dung bài học

Hát The Alphabet Song

Cô ôn lại little r: *Start on the red dot. Slant up to the dotted line. Trace down a little and slant out. Go down to the pink carpet and smile.*

Cô ôn lại little g: *Start on the red dot. Curve down to the pink carpet. Curve up to the red dot. Slant down to the basement. Loop toward the house. Cross at the pink carpet and smile.*

Cô ôn lại little d: *d starts on the red dot. We're gonna curve down to the pink carpet. We're going to go back up to the red dot. We're going to stop and think. Then we're going to go up through the dotted line. Then we're going to retrace back down the same line*

to the pink carpet and end in a smile.

Turn Your Chairs Into The Table

4. Activity Time

Ø Chuẩn bị:

Mẹ chuẩn bị 1 cái thùng hoặc rổ đựng rác giấy

Sách Art Project K4, tr.37

Ø Nội dung bài học: hôm nay học Art Project

Cô giới thiệu sơ về Art Project K4, tr.37

Class stand. Turn Your Chairs Quietly Into The Table

5. Numbers

Ø **Mục tiêu bài học:** review 1-9

Ø **Chuẩn bị:** Thẻ số 1-9 và 10 và 9 cái ống hút để con tương tác cùng các bạn

Ø **Nội dung bài học**

Đọc number chart 1-40

Count to 40

Cô tráo thẻ số từ 1- 9

Play order game

Tìm số theo yêu cầu của cô



6. Phonics Review

Video này là để củng cố bài học phonics nên thầy không soạn chi tiết nữa nhé.

7. Language Enrichment

Ø **Mục tiêu bài học**

Học về Rubber

I have a fun thing to share with you today. We've been learning about animals and God's other creatures and we've been learning about some people some community helpers and things like that.

Today we're going to talk about something different. Now look at this table that you're sitting at. It's made of wood and comes from trees.

What makes a ball bounce? What makes a balloon stretch when you blow it up? It is rubber. Rubber is something special that can stretch and then snap back into place. Rubber can bounce.

Rubber also springs back into shape. Rubber can bounce and stretch. This is how a rubber band works. You can stretch it a long way to wrap it around a box, and when you let go, it springs right back. There is rubber in the elastic in your clothes.

Rubber comes from a special kind of tree. Rubber bands do not grow on trees, but rubber comes from a tree. Rubber trees have latex—a kind of sticky juice—in them.

What is elastic made of? rubber

Where does rubber come from? from the latex from a special rubber tree

Where do these rubber trees grow? in a rain forest

What can rubber do? stretch, bounce, stay dry

What things may be made of rubber? shoes, gloves, balls, water hoses, balloons, tires, toys, raincoats, etc.

LESSON 64

1. Skills Development

Lesson 64 không có video bài học.

2. Phonics

Ø *Mục tiêu bài học:* học Ff

Ø *Chuẩn bị:* blend ladders Ff

Ø *Nội dung bài học*


What are these called? vowels

How many vowels do we have? 5

Đọc vowel chart



Đọc consonant chart



Cô trao thẻ các chữ cái đã học

Đọc blend practice cards: *he, ge, so, nu, de, ne, li, ni, na, me, mo, se, lo, si, du, ba, to, tu, do, mu, ta, bu, le, hu*

Cô dạy letter Ff

Capital F looks like a flagpole with a big flag and a little flag.

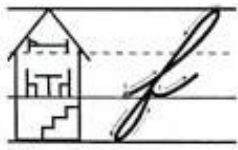
Little f looks like a candy cane with a belt.

Capital F. Little f. Ff says f as in fox. Ff says fff

3. Writing (cursive)

Ø ***Mục tiêu bài học***

Cô dạy little f



Ø ***Chuẩn bị:***

Writing Tablet, tr.60

Ø ***Nội dung bài học***

Hát The Alphabet Song

Cô dạy viết little f: *Start on the red dot. Slant up to the ceiling. Loop back toward the house. Slant down to the basement. Loop away from the house. Touch the stick at the pink carpet and smile.*

Turn Your Chairs Into The Table

4. Activity Time

Ø ***Nội dung bài học: Music***

1. *Little Bo-peep*
2. *Jack and Jill*
3. *Miss Polly Had a Dolly*
4. *One Elephant Went Out to Play*
5. *Down By The Station*
6. *London Bridge*
7. *I Need Someone To Hold Me*

5. Numbers

Ø *Mục tiêu bài học:* review 1-9

Ø *Chuẩn bị:* chuẩn bị thẻ số cỡ nhỏ

Ø *Nội dung bài học*

Đọc number chart 1-40

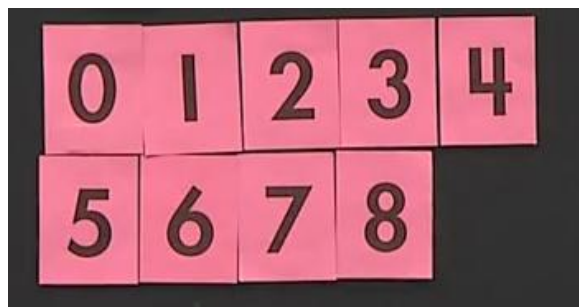
Count to 40

Các con lên bảng tìm số theo mô tả của cô



Cô tráo thẻ số từ 1-9

Tương tác cùng các bạn



6. Phonics Review

Ø *Chuẩn bị:* ABC 123, tr.65-66

7. Language Enrichment

Ø *Mục tiêu bài học:* Học về Forest animals

Ø *Nội dung bài học*

Today we're going to talk about something fun. We are going to talk about some more creatures that God has made. Now remember that story that we've acted out before

about Goldilocks and how she went to the three bears house and where was the three bears house deep in the woods. It is in the woods or you could say in the forest.



*What animal is up in this tree? It's a **squirrel**. See her pretty tail? God gave the squirrel a bushy tail to help her keep from falling as she climbs, runs, and jumps in the trees of the forest. What do squirrels eat? God gave squirrels nuts, acorns, and pine cones to eat. The noisy squirrel family lives in a nest made of leaves in the top of a tree.*

What is this animal with the flat tail? a beaver. God gave each beaver a wide, flat tail. Beavers live near water. When a beaver is afraid or in danger, he splashes his tail on the water to warn the other beavers. Then they all swim quickly to their safe home.

*Look at that log on the ground—is that a **raccoon**? Yes! God made the raccoon bigger than a squirrel. What is on the raccoon's face? God gave the raccoon a funny black mask around his eyes, and He gave him rings (stripes) on his tail.*

What does the squirrel do with nuts she finds? She eats them.

What animal has a black mask around his eyes and rings on his tail? a raccoon

What animal splashes his tail on the water to warn others of danger? a beaver

LESSON 65

1. Skills Development

Lesson 64 không có video bài học.

2. Phonics

Ø *Mục tiêu bài học:* Cô dạy Ff blend


Ø *Chuẩn bị:* Letter Picture Flashcard Ff

Ø *Nội dung bài học*


What are these called? vowels

How many vowels do we have? 5

Đọc vowel chart



Đọc consonant chart




Cô ôn lại letter Ff

Capital F. Little f. Ff says f as in fox. Ff says f f f

Đọc blend ladder Ff



Tập đánh vần từ: fun fed fat



3. Writing (cursive)

Ø *Mục tiêu bài học*

Cô ôn lại little f

Ø *Chuẩn bị:*

Writing Tablet, tr.61

Ø *Nội dung bài học*

Hát The Alphabet Song

Cô ôn lại little f: *Start on the red dot. Slant up to the ceiling. Loop back toward the house. Slant down to the basement. Loop away from the house. Touch the stick at the pink carpet and smile.*

Turn Your Chairs Into The Table

4. Activity Time

Ø *Nội dung bài học:* lesson 60 không có video bài học môn Activity time

5. Numbers

Ø *Mục tiêu bài học:* viết số 9

Ø *Chuẩn bị:* Thẻ số 1-9 và 9 cái ống hút

Ø *Nội dung bài học*

Đọc number chart 1-40

Count to 40

Cô tráo thẻ số từ 1-9

Circle đồ vật tương ứng với số



Cô dạy viết số 9

Nine has the ball at the top

Viết số 9: Start on the red dot. Curve up to the ceiling and around to make a ball.

Then slant down to the floor.

6. Phonics Review

Video này là để củng cố bài học phonics nên thầy không soạn chi tiết nữa nhé.

7. Language Enrichment

Ø *Mục tiêu bài học*

Học về **Flowers**

Ø Nội dung bài học

I have a beautiful picture today. Let's look at my picture today my picture has some pretty things things that mommies, grandmas and teachers really really like. I see some beautiful things that God has made.



*A **tulip** may be red, orange, yellow, or white.*

Bees often buzz around flowers. Honeybees gather the pollen (yellow powder) to make honey. Butterflies, moths, and hummingbirds also like to drink the sweet nectar (juice) inside some flowers.

*A **rose** or a **zinnia** may be pink, white, yellow, red, or two colors mixed together.*

*The **dandelion** and the **daffodil** are yellow flowers.*

*The tiny blossoms on a **hyacinth** are a lovely purple.*

*Your mother lets you help her pick some flowers to put in a **vase** in the house.*

*God put tiny **blossoms** on some flowers, and He made some flowers big.*

Can people make flowers? Only God can make real flowers. People make “imitation” flowers.

What color are the leaves on a flower plant? green

What colors can flowers be? red, orange, yellow, white, purple, and a mixture of these colors

What do flowers do? look pretty, smell nice, make seeds (and fruit), provide food, and make homes for some animals

LESSON 66

1. Skills Development

Ø *Mục tiêu bài học:*

Diligent

Ø *Nội dung bài học*

Hát Good Morning Boys and Girls

Good morning boys and girls.

Good morning boys and girls.

I'm so glad you came to school.

Good morning boys and girls.

Good morning Mrs. Stewart.

Good morning Mrs. Stewart.

I'm so glad you came to school.

Good morning Mrs. Stewart.

This morning, let's keep our eyes right here on the teacher because today I have a new word to teach you today.

*We're going to talk about being **Dependable**.*



Do you see this little girl right here her name is Amanda. She is cleaning up her room.

She did not wait for her mommy to say, “Amanda clean up your room”

She is hanging up her clothes making sure they're not on the floor, making sure they're not in the corner, making sure her clean clothes are not in the dirty clothes basket.

She's giving herself all ready to go and she is hanging up what needs to be hung up on the hangers and putting them in her closet making her room nice and neat.

When you're being **Dependable** that means you're not waiting for the teacher or your mommy or daddy or somebody to tell you to do your job when you have a job to do you're gonna do it.

This little girl is cleaning up her room and not waiting for her mommy to tell her. She's getting it all done and when her mommy comes in and sees her room all cleaned up.

She's gonna say, "Amanda! I like your room. It looks so pretty"

When you're being Dependable you can do big jobs

I'm going to show you something else about being **Dependable**

Let's look at this picture.



Do you see these children right here?

These children are at school and they're just coming from the library.

Do they look like they're playing in line? no

Are they talking? are they touching each other? No, they're not

They're not playing around. They're not being foolish. They are standing in line and walking down the hall and doing a good job. This little girl is the leader. at our school, we have line leaders

If you're working hard at the tables during school time then you can keep that job and you can still be the door holder or the line leader that's being **Dependable**

Can your teacher trust you today to do your best?

Can I trust you to work hard and keep your eyes on the teacher? that's your job can

I keep trust you to be **Dependable**

Can I trust you to not play in your chair today?

Can I trust you when I say to sit down? are you going to put those hands right here back in your lap and not play with your hair or your clothes? so that you can listen and learn

Can I trust you to keep your eyes on the teacher?

How about when we stand to do our charts or we're doing flash cards?

Can I trust you to keep your eyes on our cards so you're learning? I hope so

*Cleaning up your room and keeping it clean that's being **Dependable***

*What are ways that we can be **Dependable** here at school?*

Is playing with your clothes doing right? no

2. Phonics

Ø *Mục tiêu bài học: Học Rr*

Ø *Chuẩn bị: blend ladder g, r, f*

Nội dung bài học

Hát vowel song

Đọc vowel chart



What are these called? vowels

How many vowels do we have? 5


Đọc consonant chart



Cô tráo thẻ các letters đã học: I say O you say o.....

Cô đọc blend rồi các con ghép lại thành từ: fun, bat, hug, rod

Đọc blend ladders: Ff, Rr, Gg



Cô mời các bé lên bảng ghép blend: gi, ro, fe,



Đọc Blend Practice Card: li, ni, na, me, mo, se, lo, du, ba, to, do, mu

3. Writing (cursive)

Ø *Mục tiêu bài học*

Ôn lại little f



Ø Chuẩn bị:

Writing Tablet, tr.62

Ø Nội dung bài học

Hát The Alphabet Song

Cô ôn lại little f: *Start on the red dot. Slant up to the ceiling. Loop back toward the house. Slant down to the basement. Loop away from the house. Touch the stick at the pink carpet and smile.*

Turn Your Chairs Into The Table

4. Activity Time

Ø Chuẩn bị: sách K4 Bible Activity Book, tr. 25-26

Ø Nội dung bài học: tô màu

I'm excited about the paper that we're about to do. Boys and girls right here. You can see this paper. I see two native Americans.

What was their names? We've been learning about them. Squanto and Samoset. And they became friends with the pilgrims. And our paper today says God helped the pilgrims make new friends.

God already had those friends there waiting for them when they came to, where did they come to America? They came to America from England

We've been learning about that first Thanksgiving when they came over and then they thanked God for what he had done for them.

Do you thank God for the things that He gives you. I hope you do. I hope you don't just do it here in class. I hope boys and girls watching you do it all the time.

Whether you're at your house, sitting on your couch, whether you're in the car, whether you're sitting right here, boys and girls, wherever you're at, you can just stop and thank God if you're driving down the road and you see, maybe you see a little bunny rabbit hopping in the grass. You can thank God for that bunny rabbit.

*Maybe you get something special on the way you didn't know you were gonna get.
Maybe Catherine's daddy says I'm going to take you and your sister to somewhere special and you didn't even know you can thank God for that.*

God knows and cares for us and he gives us the things we need and sometimes he gives us blessings, doesn't he? And He bless those pilgrims. So today we are going to color this picture of our friend Squanto and Samoset with the pilgrims.

Class stand. Turn Your Chairs Quietly Into The Table

5. Numbers

Ø *Mục tiêu bài học:* review 1-9

Ø *Nội dung bài học*

Đọc number chart 1-40

Tap to 40

Cô tráo thẻ số từ 1-9

Các bé tìm số tương ứng với tiếng vỗ tay của cô



Cô xáo trộn thẻ để con nhận diện số

Cô ôn lại về pattern



6. Numbers Review

Ø *Mục tiêu bài học:* viết số 9

Ø *Chuẩn bị:* sách ABC-123, tr.67

Ø *Nội dung bài học*

Viết số 9: *Start on the red dot. Curve up to the ceiling and around to make a ball. Then slant down to the floor.*

Class Stand Turn Your Chairs Quietly Into The Table

Mẹ phát giấy sách **ABC-123, tr.67** cho con và cố gắng để con tự làm theo cô nhé

7. Language Enrichment

Ø *Mục tiêu bài học*

Học về **Firefighter**

Ø *Nội dung bài học*

For language development today, boys and girls, we're going to talk about somebody in our community. We're going to talk about one of my favorite community helpers.

We have doctors and nurses that we've talked about. We've even talked about the police officers and today we're gonna talk about the firefighters.

*Where do firefighters stay? Firefighters work at a **fire station**. They leave the fire station and ride very quickly to a fire on a **fire engine**. Every fire engine has bright lights that flash and a **siren**, or loud horn, that tell people that they're coming and to get out of the fire engine's way.*

*Why does a firefighter need a **ladder**? Some fire engines have long ladders to help the firefighters reach tall windows.*

*Other fire engines have **fire hoses**. These hoses are much bigger than the water hose you use to water your yard. It takes a very strong firefighter—or more—to hold a full fire hose! These hoses spray a lot of water on a burning building. The water will put out the fire.*

*Where does the water come from? Some water may come from inside the fire engine. Some water comes from a **fire hydrant**. The fire hydrant is a big metal pipe near the street.*

Firefighters wear special clothing that protects them. Their clothes keep them safe if something should fall on them. They have special pants and shirts and long, protective coats.

*They wear long gloves, thick boots, and hard fire helmets. Sometimes they wear special **masks** over their faces to keep from breathing the thick smoke from the fire.*

*We have **fire drills** at school. We pretend that there is a fire. We practice getting out of the school building quickly. A fire drill is not a real fire, but it helps us to know what to do if there ever is a real fire.*

LESSON 67

1. Skills Development

Ø *Mục tiêu bài học:* tô màu

Ø *Chuẩn bị:* Readiness Skills, tr.75

Ø *Nội dung bài học*

Good morning boys and girls.

Good morning boys and girls.

I'm so glad you came to school.

Good morning boys and girls.

Good morning Mrs. Stewart.

Good morning Mrs. Stewart.

I'm so glad you came to school.

Good morning Mrs. Stewart.

Today is going to be a fun day and we're already starting off with something fun

Look right here. I have a paper here with a tree



Angelina, what kind of tree is this? it is a Christmas tree

what are Christmas trees called? evergreen trees because they're green all year long

These are the trees that we use for our Christmas trees

So look at this one. It is decorated and it's got some garland and some beautiful ornaments. We're going to color these ornaments

And then I see a big black line.

What does that mean? we're gonna do we are we're gonna cut it out and we're going to do such a good job

And then maybe you could take this paper home and put it on your refrigerator you could start decorating and making it so pretty for the holidays

Class Stand. Turn Your Chairs Quietly Into The Table

2. Phonics

Ø **Mục tiêu bài học:** Học letter Jj

Ø **Chuẩn bị:** ABC Writing Tablet, tr.63, thẻ letter Jj

Ø **Nội dung bài học**

Đọc vowel chart

Hát vowel song



Đọc Consonant Chart



Cô xáo trộn thẻ các chữ cái học như thường lệ

Cô dạy đánh vần: mud, dug, sit, hot, cat

Cô dạy letter Jj

Capital J looks like a big fishhook.

Little j looks like his dad except that he's fishing in the basement and he has a dot on top.

Capital J. Little j. Jj says j as in jar. Jj says j j j

3. Writing (cursive)

Ø *Mục tiêu bài học*

Cô dạy little j



Ø *Chuẩn bị:*

ABC Writing Tablet, tr.63

Ø *Nội dung bài học*

Hát The Alphabet Song

Cô dạy viết little j: Start on the red dot. Slant up to the dotted line. Trace down the same line. Go to the basement. Loop toward the house. Cross at the pink carpet and smile. Dot the j.

Turn Your Chairs Into The Table

4. Activity Time

Ø *Nội dung bài học:* đọc thơ, hát hò và diễn kịch

We are going to have so much fun today with poetry.

Thank You For The World So Sweet

Ù *Thank you for the world so sweet*

Ù *Thank you for the food we eat*

Ù *Thank you for the birds that sing*

Ù *Thank you God for everything*

My Gift

Ü *What can I give Him*
Ü *Poor as I am;*
Ü *If I were a shepherd,*
Ü *I would give Him a lamb.*
Ü *If I were a wise man,*
Ü *I would do my part.*
Ü *But what can I give Him?*
Ü *I will give my heart.*

Humpty Dumpty

Ü *Humpty Dumpty sat on a wall*
Ü *Humpty Dumpty had a great fall*
Ü *All the king's horses and all the king's men*
Ü *Couldn't put Humpty together again*

Whisky Frisky

Ü *Whisky frisky,*
Ü *Hippity hop,*
Ü *Up he goes*
Ü *To the tree top!*
Ü *Whirly, twirly,*
Ü *Round and round,*
Ü *Down he scampers*
Ü *To the ground.*
Ü *Furly, curly,*
Ü *What a tail,*
Ü *Tall as a feather,*
Ü *Broad as a sail.*
Ü *Where's his supper?*
Ü *In the shell,*
Ü *Snappy, cracky,*
Ü *Out it fell.*

The Big Clock

- Ü *Slowly ticks the big clock*
- Ü *Tick tock tick tock*
- Ü *But cuckoo clock*
- Ü *Tick double click*
- Ü *Tick tock tick tock tickity tock*
- Ü *Holding Hands*
- Ü *Elephants walking*
- Ü *Along the trails*
- Ü *Are holding hands*
- Ü *By holding tails.*
- Ü *Trunks and tails*
- Ü *Are handy things*
- Ü *When elephants walk*
- Ü *In circus rings.*
- Ü *Elephants work*
- Ü *And elephants play*
- Ü *And elephants walk*
- Ü *And feel so gay.*
- Ü *And when they walk*
- Ü *It never fails*
- Ü *They're holding hands*
- Ü *By holding tails.*

The Bunny

- Ü *Tall ears,*
- Ü *Twinkly nose,*
- Ü *Tiny tail,*
- Ü *And hop, he goes!*
- Ü *What is he?*
- Ü *Can you guess?*

ù *I feed him carrots*
 ù *And watercress.*
 ù *His ears are long,*
 ù *His tail is small*
 ù *And he doesn't make any noise at all!*
 ù *Tall ears,*
 ù *Twinkly nose,*
 ù *Tiny tail,*
 ù *And hop, he goes!*

5. Numbers

Ø **Mục tiêu bài học:** học số 10

Ø **Chuẩn bị:** thẻ số 1-9

Ø **Nội dung bài học:**

1. Warm-up/Review

Number Houses Chart: counts to 40.

Numbers Concept Flashcards 1-9: Review numbers.

Review formation of 6 and 9

Which number has the ball on top?

Which number has the ball on the bottom?

Cô xáo trộn thẻ để con nhận diện các số

Chơi order game

2. Học số 10

10 is a one with a zero after It.

6. Numbers Review

Ø **Chuẩn bị:** sách ABC-123, tr.69

Ø **Nội dung bài học**

Class Stand Turn Your Chairs Quietly Into The Table

Mẹ phát giấy sách **ABC-123, tr.69** cho con và cố gắng để con tự làm theo cô nhé

7. Language Enrichment

Ø Mục tiêu bài học

Học về **jellyfish**

Ø Nội dung bài học



*What animal is this? It's a jellyfish. Why is he called a **jellyfish**? He doesn't have any bones!*

*What does a jellyfish look like? The jellyfish's body is shaped like a big **bubble**.*

Does the jellyfish have a mouth? God gave the jellyfish a mouth that is a short tube hanging from the center of his body.

*Does the jellyfish have arms and legs? God gave him long, skinny **tentacles** that look like legs. The tentacles float or hang down in the water like wet noodles, and they have stingers on them. God made the jellyfish sting so he can eat and protect himself. When a jellyfish is hungry, he stings a small fish. Then he uses arms that are connected to his mouth to put the fish in his mouth and eat it.*

*Jellyfish **swim** and **float**. The jellyfish swims by opening himself up like an umbrella and then closing up again. This pushes his body through the water. When the jellyfish stops moving, he sinks to the bottom of the ocean.*

*Jellyfish can **sting**. If you see a jellyfish floating in seawater or lying on the beach, do not try to pick it up. It may sting you. If you get stung by a jellyfish, your parents can put on some special lotion to help the sore place feel better.*

LESSON 68

1. Skills Development

Ø *Mục tiêu bài học: between, before, after*

Ø *Nội dung bài học:*

I have some fun things to share with you today

Look at my cards right here.

Look how cute he is. He's just adorable




What is that? It is an octopus. Where does an octopus live? in the ocean

What are these two things? they're little fishies.

Where is the octopus? before the fishes

He is coming before those two little fishies

Let's look at this picture right here



Where is the octopus? he's after the fishies

If they were getting ready to go out to out the door these fishies would go first and then the octopus would go.

look at this one



Where is he? in the middle or we're going to say between. He is between the two fishes
How about if I show you something on our board right here

0	10	20	30	40
1	11	21	31	41
2	12	22	32	42
3	13	23	33	43
4	14	24	34	44
5	15	25	35	45
6	16	26	36	46
7	17	27	37	47
8	18	28	38	48

What number comes between zero and two?

Five comes before number six? five

What comes after number six? seven

What number comes after number nine? ten

Class Stand. Turn Your Chairs Quietly Into The Table

2. Phonics

Ø **Mục tiêu bài học:** cô dạy Jj blends

Ø **Chuẩn bị:** the letter Jj, blend ladders Jj

Ø **Nội dung bài học**

Đọc Consonant Chart

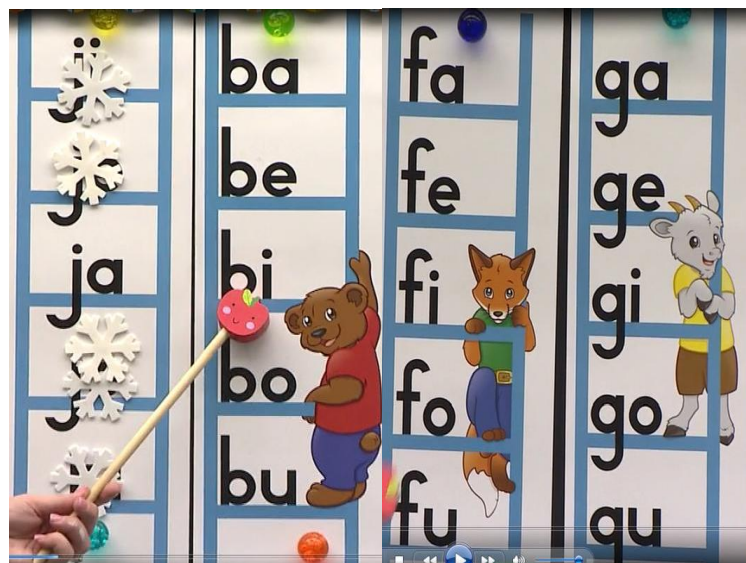


Đọc Vowel Chart



Cô trao thẻ các chữ cái đã học

Đọc blend ladders: Jj, Bb, Ff, Gg



Đọc blend practice cards: ru, ro, fo, fi, ta, bu, di, su, ho, lu, ha, te, hi, da, gu, go, gi, bo

Khoanh blend trong các từ trên bảng



3. Writing (cursive)

Ø *Mục tiêu bài học*

Cô ôn lại little j



Ø *Chuẩn bị:*

Writing Tablet, tr.64

Ø *Nội dung bài học*

Hát The Alphabet Song

Cô dạy viết little j: *Start on the red dot. Slant up to the dotted line. Trace down the same line. Go to the basement. Loop toward the house. Cross at the pink carpet and smile. Dot the j.*

Turn Your Chairs Into The Table

4. Activity Time

Ø *Chuẩn bị:*

Sách Art Project K4, tr.39, 41

Ø *Nội dung bài học:* hôm nay học Art Project

Cô giới thiệu sơ về Art Project K4, tr.39, 41

Class stand. Turn Your Chairs Quietly Into The Table

5. Numbers

Ø *Mục tiêu bài học:* Teen Family

Ø *Chuẩn bị:* Thẻ số 1-10

Ø *Nội dung bài học*

Đọc number chart 1-40

Count to 40

Cô tráo thẻ số từ 1- 10 để con nhận diện số

Cô dạy Teen Family

Con đọc lại từ 1-19

The teen family members all have a one in front.

Ten, eleven, and twelve are also members of teen family even though their name does not end in “-teen.”

Ten is the father of the teen family. A father always has a zero in back.

6. Phonics Review

Ø *Mục tiêu bài học:* cô ôn tập Jj Blends

7. Language Enrichment

Ø *Mục tiêu bài học*

Học về Jelly, Jam, juice and jelly beans



*What is something—usually red or purple—that you eat on toast? It tastes sweet, and it's good on a peanut butter sandwich, too. It is **jelly**! The jelly in a sandwich makes the peanut butter taste even more delicious.*

Where does jelly come from? Did you know that jelly comes from fruit? Apples, grapes, pears, strawberries, blackberries, peaches, and plums are all good fruits to use to make jam and jelly. Jelly is clear and smooth.

*When jelly is bumpy and has pieces of fruit in it, we call it **jam**.*

What is this? Juice is delicious!

What kind of juice is this? (orange)

Where does juice come from? Juice is made by taking a fruit and squeezing it. All of the juice drips out of the fruit. People like to drink orange juice in the morning. Apple juice and grape juice are also favorite juices. You can have juice at breakfast, lunch, dinner, or snack time

*What kind of candy is this? **Jellybeans** are candy that taste sweet,*

Jellybeans are made from sugar, though, not real fruit. There are large and small jellybeans, and they may have different flavors

*Fruit may be **squeezed** in different ways. Some people squeeze orange juice by hand. Most juice is made with machines that squeeze the fruit. The juice goes into bottles, cartons, and cans that people buy in a store.*

Jellybeans are candy. Because jellybeans are candy, it is very important that you brush your teeth after you eat them. (The sugar in jellybeans is not good for your teeth.)

LESSON 69

1. Skills Development

Ø Chuẩn bị: Readiness Skills, tr.75

Ø Nội dung bài học

Good morning boys and girls.

Good morning boys and girls.

I'm so glad you came to school.

Good morning boys and girls.

Good morning Mrs. Stewart.


Good morning Mrs. Stewart.

I'm so glad you came to school.

Good morning Mrs. Stewart.

Today's paper is so fun.

Look what's on my paper right here?



What are those? they are candy canes

Candy canes remind me of the most important reason why we have Christmas

Do you know that candy canes remind me of our new letter we've been learning? J

We're going to do these candy canes together so every time you see a candy cane you can show somebody that it reminds you of Jesus that is capital J

I see dotted lines. It says trace around the candy canes and cut them out. That's what we're going to do today so let's get our paper ready and then I'll show you what we're going to do

Class Stand. Turn Your Chairs Quietly Into The Table

2. Phonics

Ø *Mục tiêu bài học: học Ff*

Ø *Chuẩn bị: blend ladders Ff*

Ø *Nội dung bài học*

What are these called? vowels

How many vowels do we have? 5

Đọc vowel chart



Đọc consonant chart



Cô trao thẻ các chữ cái đã học

Đọc blend ladders: Jj

Đọc blend practice cards: lu, te, hi, da, gu, su, di, tu, ba, fu, gi, ha, ri

Tìm blend các từ cô đọc: bat, cut, dip, napkin, mop,



Hát bài If all the Raindrops

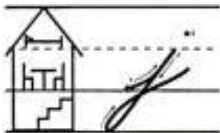
Khoanh các blend trong các từ bên dưới



3. Writing (cursive)

Ø Mục tiêu bài học

Cô ôn lại little j, e và i



Ø Chuẩn bị:

Writing Tablet, tr.65

Ø Nội dung bài học

Hát The Alphabet Song

Cô dạy viết little j: *Start on the red dot. Slant up to the dotted line. Trace down the same line. Go to the basement. Loop toward the house. Cross at the pink carpet and smile. Dot the j.*

Turn Your Chairs Into The Table

4. Activity Time

Ø *Nội dung bài học: Music*

1. *One Elephant Went Out to Play*
2. *I Love Little Kitty*
3. *The Mulberry Bush*
4. *My Grandma*
5. *Jingle Bells*
6. *We Wish You a Merry Christmas*
7. *I Need Someone To Hold Me*
8. *London Bridge*
9. *Down By The Station*

5. Numbers

Ø *Mục tiêu bài học: review 1-10*

Ø *Chuẩn bị: chuẩn bị thẻ số cỡ nhỏ*

Ø *Nội dung bài học*

Đọc number chart 1-40

Count to 40

Cô tráo thẻ số từ 1-10 để các con nhận dạng các số

Cô dạy các con các tạo ra số 10 từ số 1 và 0

6. Phonics Review

Ø *Chuẩn bị: ABC 123, tr.71-72*

7. Language Enrichment

Ø *Mục tiêu bài học:*

Học về Jungle

Ø *Nội dung bài học*

Today we are going to go on an adventure. We are going to go to the deep jungle.



*In the jungle, there may be snakes in the river, on the ground, or in the trees. A **boa constrictor** or a **python** may look just like a jungle vine as it rests in a tree.*

*and green. Long, **tangled vines** hang from high in the trees down to the ground. Rivers flow through the jungle; and close to the rivers, the plants grow so close together that it is very hard to walk through them.*

*What does this animal look like? This animal looks like a big pig with a long nose, but he is a **tapir**. He can move his nose around. What color is the tapir? God gave some tapirs dark brown skin.*

*Pretty **macaws** and toucans live in jungle trees. It is not easy to see these birds when they are in the jungle. God gave them very bright green, orange, red, and yellow colors, so they can hide among the jungle flowers. Which bird has the largest beak? God gave the **toucan** a very large beak. Toucans and parrots love to eat the fruits that grow in the jungle.*

*The **orangutan** is very big. He is an orange and brown ape (similar to a monkey) that lives in the jungle. The orangutan loves to climb in the trees. He spends much of his day eating and sleeping.*

***Tigers**, jaguars, and leopards walk on the jungle ground and lie in the branches of the trees. God gave each wildcat special fur so he could hide in the jungle. The tiger's stripes help him hide in the grass. The leopard's and jaguar's spots help them hide in the shadows under the trees or up in the trees.*

***Butterflies**, moths, beetles, and ants all live in the jungles. Some butterflies and moths are very pretty. God gave them colors like the nearby flowers. Some beetles and ants are brown or black so they can hide on the ground.*

LESSON 70

1. Skills Development

Không có video bài học

2. Phonics

Ø *Mục tiêu bài học: Cô dạy letter Kk*

Ø *Chuẩn bị: Letter Picture Flashcard Kk*

Ø *Nội dung bài học*

Hát Jingle Bells

What are these called? vowels

How many vowels do we have? 5

Đọc vowel chart



Đọc consonant chart



Cô xáo trộn thẻ các letter đã học

Đọc blend practice cards

Khoang các blend trong các từ



Cô dạy letter Kk

Capital K looks like a flagpole with a big V turned to the side.

Little k looks like a flagpole with a little v turned to the side.

Kk is a consonant.

Capital K. Little k. Kk says k as in kite. Kk says k k k

3. Writing (cursive)

Ø *Mục tiêu bài học*

Cô dạy little k

Ø *Chuẩn bị:*

Writing Tablet, tr.66

Ø *Nội dung bài học*

Hát The Alphabet Song

Cô ôn lại little k: *Start on the red dot. Slant up to the ceiling. Loop back toward the house. Slant down to the pink carpet. Trace on the same line up to the dotted line, curve over and tuck in. Curve to the pink carpet and smile.*

Turn Your Chairs Into The Table

4. Activity Time

Ø *Nội dung bài học:* lesson 70 không có video bài học môn Activity time

5. Numbers

Ø *Mục tiêu bài học: viết số 10*

Ø *Chuẩn bị: Thẻ số 1-0*

Ø *Nội dung bài học*

Đọc number chart 1-40

Cô trao thẻ số từ 1-10

Cô dạy viết số 10

Viết số 9: *Start on the red dot. Slant down to the floor. Start on the red dot. Curve up the ceiling, around to the floor, and back up to the red dot.*

6. Phonics Review

Ø *Mục tiêu bài học: ôn tập về vowels, consonant*

7. Language Enrichment

Ø *Mục tiêu bài học*

Học về **kindness**

Ø *Nội dung bài học*

We should be kind every day, everywhere. God's Word, the Bible, tells us, "Be ye kind one to another". We can remember to say "please" and ask for things in a proper way. We can say "thank you" and give someone a hug. We can share our toys. God wants us to be kind, even if someone else is not kind to us. If someone hits us or tries to fight with us, we don't say mean words or hit back. We ask God to help us to be kind. We can show kindness every day—at home, at school, at church, and at play.

Amber Shows Kindness

Amber Lamb and Button Bear were playing ball in Amber's front yard when Amber's mother came out the front door.

"Amber," called her mother. "Mrs. Penguin called and needs someone to help her find Katie Kitten. She was keeping Katie for the day, and now she can't find her."

"OK, we'll help," said Amber Lamb and Button Bear. They walked down to the corner where Mrs. Penguin lived.

"Oh!" said Mrs. Penguin. "I'm so happy you are here. Katie Kitten is lost. She was playing outside, but she didn't answer when I called her to lunch."

"We'll find her," said Amber Lamb.

Down the sidewalk they went calling for Katie Kitten. They looked under bushes. They looked behind trees. They looked at the park, by the swings and the slide, but didn't find Katie.

"Let's walk back to Mrs. Penguin and tell her we can't find Katie," said Button. "We'll look for her along the way."

Again they checked all the yards, bushes, and trees along the way. As they walked in Mrs. Penguin's back yard, they heard a very quiet "meow, meow."

"Katie! Katie! Where are you?" they called.

They looked around the rose bushes. They looked around the fish pond, in the garage, and near Mrs. Penguin's apple tree. Near the apple tree, the meows grew louder and louder. Amber Lamb and Button Bear looked up, and there in the apple tree was Katie Kitten looking down at them. She looked very sad and scared.

"Mrs. Penguin, Mrs. Penguin!" called Amber Lamb as she ran to the door. "We found her! We found her! Come and see. She's in your apple tree."

Mrs. Penguin followed Amber Lamb to the apple tree. Then she heard Katie Kitten meowing.

"Come down, Katie," said Mrs. Penguin.

"I think she's too scared," said Button Bear. "I'll go up and get her."

Button Bear climbed the apple tree. He gave Katie Kitten a friendly smile.

"Climb on my back and hold on tight," said Button Bear, "and I'll take you down."

Katie did just what Button Bear said. Before she knew it, she was safe in Mrs. Penguin's arms.

"How kind you were!" said Mrs. Penguin to Amber Lamb and Button Bear. "Thank you so much for helping me find Katie."

Button Bear and Amber Lamb went home.

"Mother," said Amber Lamb, "I'm home. We found Katie Kitten for Mrs. Penguin."

I'm very proud of you," said Mother. "You did a kind thing today."